

Advantage™

Pop-up Display System

By: Display Structures, Inc.
Prolitemfg.com

2009-2010
Catalog

TABLE OF CONTENTS

ADVANTAGE™ POP-UP DISPLAY SYSTEM

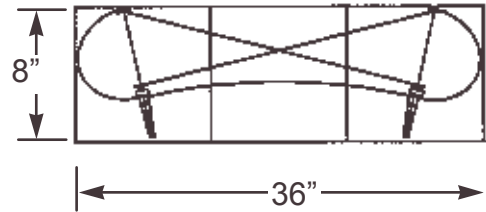
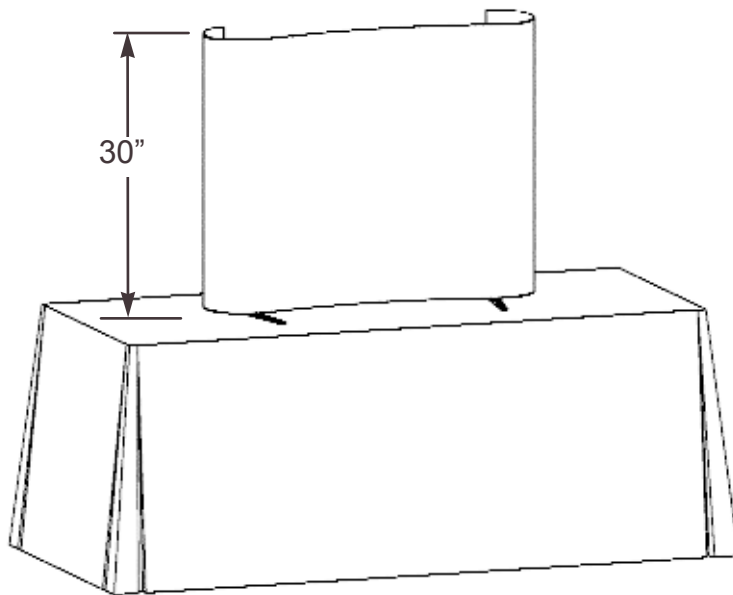
ARC FRAME KITS.....	1-16
FLAT FRAME KITS	17-21
COMBINATION KITS.....	22-27
ISLAND KITS.....	38-29
ALCOVE COUNTERS *(NEW ITEM).....	30-37
COMPONENTS	
ALCOVE COUNTERS	38-39
MONITOR SUPPORT.....	40
FRAMES.....	41
CHANNEL BARS	42
PANELS AND END CAPS	43-44
REPLACEMENT PANELS	45-47
BAGS.....	47
BRACKETS, AND FEET	48
BACKLIT HEADERS	49-53
LIGHTS AND LIGHT COMPONENTS.....	54-56
SHELVING	
ARC FRAME SHELVING KITS	57-61
ARC FRAME SHELVING COMPONENTS.....	62
FLAT FRAME SHELVING KITS.....	63-64
FLAT FRAME INTERNAL SHELVE KITS.....	65
FLAT FRAME SHELVING COMPONENTS	66
BRACKET DIAGRAMS	67-79
CASES	80-87
CASE-TO-TABLE CONVERSIONS	88-90
CASE COMPONENTS	91
POLICY & PROCEDURE	92-94
ADVANTAGE™ WARRANTY	95
WARRANTY REPAIR FORM.....	96

AFT30 KIT# 99-1030

30" ARC TABLETOP WITH CONTINUOUS FABRIC PANEL

Quantity	Part #	Description
1 ea	AF13F 05-44075	30" arc table top frame w/feet
1 ea	FB100S 44-00108	small frame bag/shelf bag
2 ea	CB33 08-60138	channel bar 33"
1 ea	PA65 35-92050	65" continuous arc panel
1 ea	FX440 41-40005	round gray granite roto-molded case w/wheels

Total shipping weight: 30 lbs.

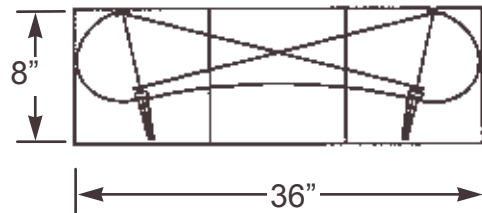
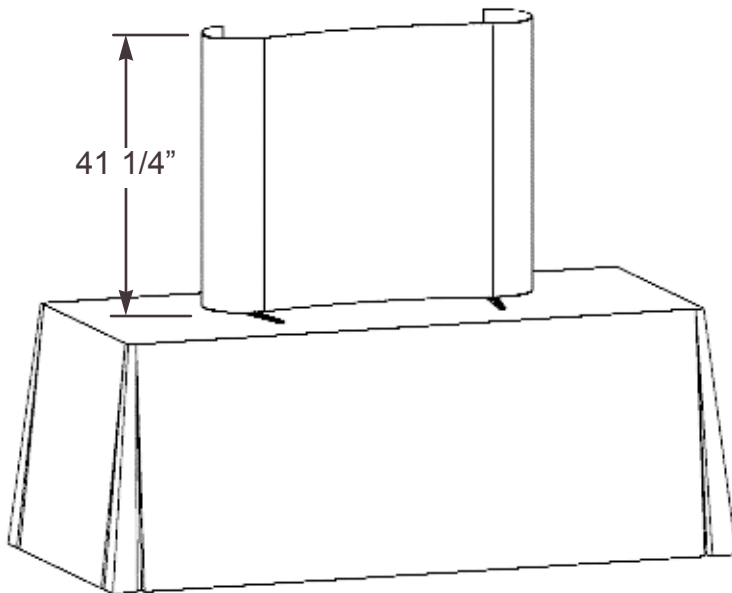


AFT35 KIT# 99-1035

40" ARC TABLETOP WITH FABRIC COVERED END CAPS

Quantity	Part #		Description
1 ea	AF13F	05-44075	30" arc table top frame w/feet
1 ea	FB100S	44-00108	small frame bag/shelf bag
2 ea	CB40	08-60140	channel bar 40"
1 ea	PA40	35-92075	40" arc front panel
1 ea	FC40	35-98008	40" set of 2 fabric covered end caps
1 ea	FX440	41-40005	round gray granite roto-molded case w/wheels

*Total shipping weight: 30 lbs.
(case weight included)*

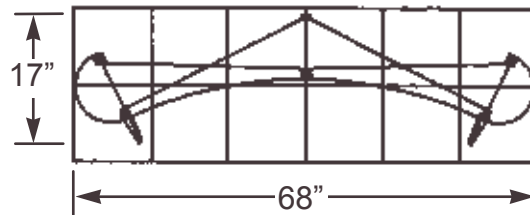
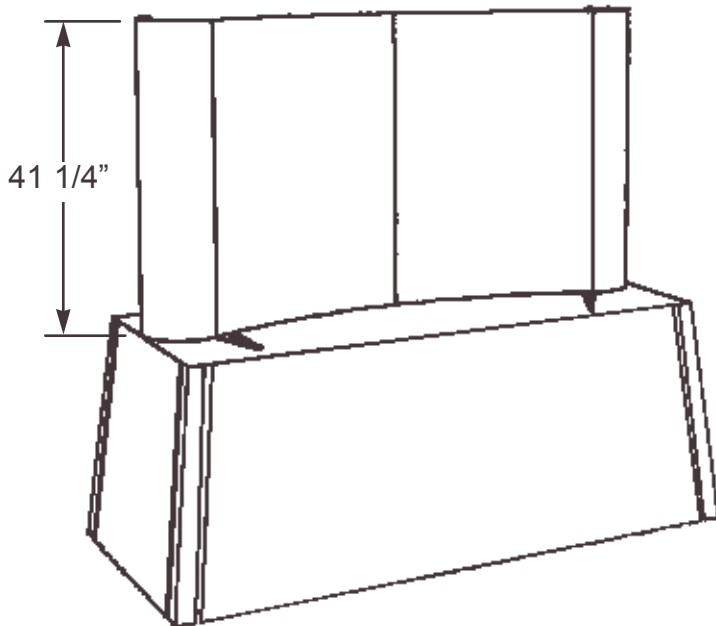


AFT40 KIT# 99-1040

6'x40" ARC TABLETOP WITH FABRIC COVERED END CAPS

Quantity	Part #		Description
1 ea	AF21F	05-44090	6' arc tabletop frame w/feet (2 x 1)
1 ea	FB100S	44-00108	small frame bag/shelf bag
3 ea	CB40	08-60140	channel bar 40"
2 ea	PA40	35-92075	40" arc front panel
1 ea	FC40	35-98008	40" set of 2 fabric covered end caps
1 ea	FX440	41-40005	round gray granite roto-molded case w/wheels

*Total shipping weight: 30 lbs.
(case weight included)*

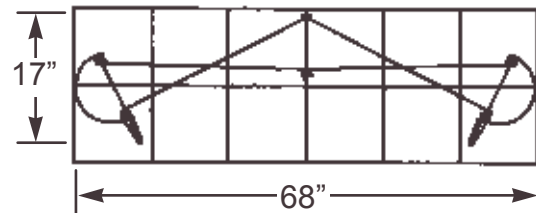
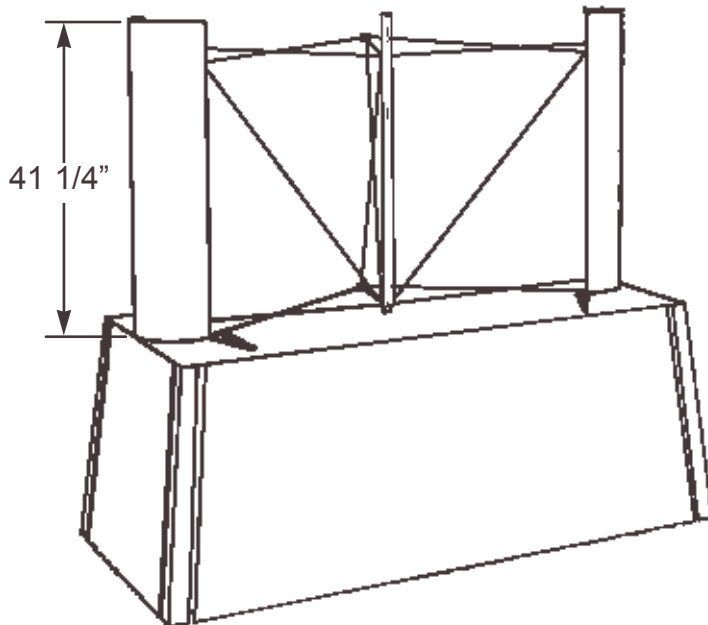


AFT45 KIT# 99-1045

6'x40" ARC TABLETOP FRAME KIT WITH FABRIC COVERED END CAPS

Quantity	Part #		Description
1 ea	AF21F	05-44090	6' arc tabletop frame w/feet (2 x 1)
1 ea	FB100S	44-00108	small frame bag/shelf bag
3 ea	CB40	08-60140	channel bar 40"
1 ea	FC40	35-98008	40" set of 2 fabric covered end caps
1 ea	FX440	41-40005	round gray granite roto-molded case w/wheels

*Total shipping weight: 30 lbs.
(case weight included)*

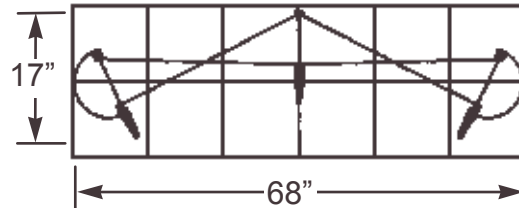
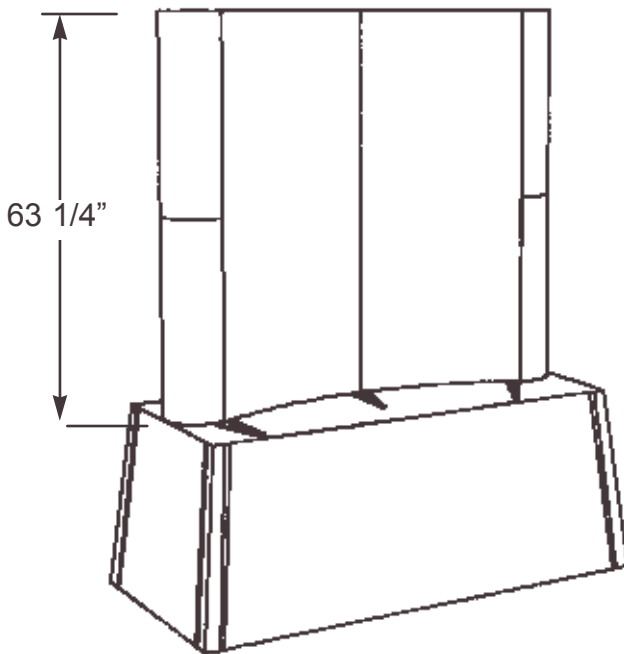


QFT60LGSQ KIT# 99-1060

6'x62" ARC TABLETOP WITH FABRIC COVERED END CAPS

Quantity	Part #		Description
1 ea	AF22F	05-44095	6' arc tabletop frame w/feet (2x2)
1 ea	FB100S	44-00108	small frame bag/shelf bag
3 ea	CB62	08-60146	folding channel bar 62"
2 ea	PA62	35-92045	62" arc front panel
1 ea	FC4	35-98004	set of 4 fabric covered end caps
1 ea	FX400LG	41-40012	large square gray granite roto-molded case w/wheels

*Total shipping weight: 24 lbs.
(case weight not included)*



Kit Options:

60-1060 QFT60NC
same kit as shown above
less case(s)

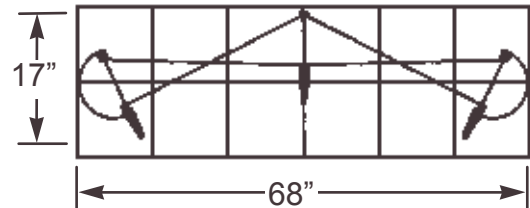
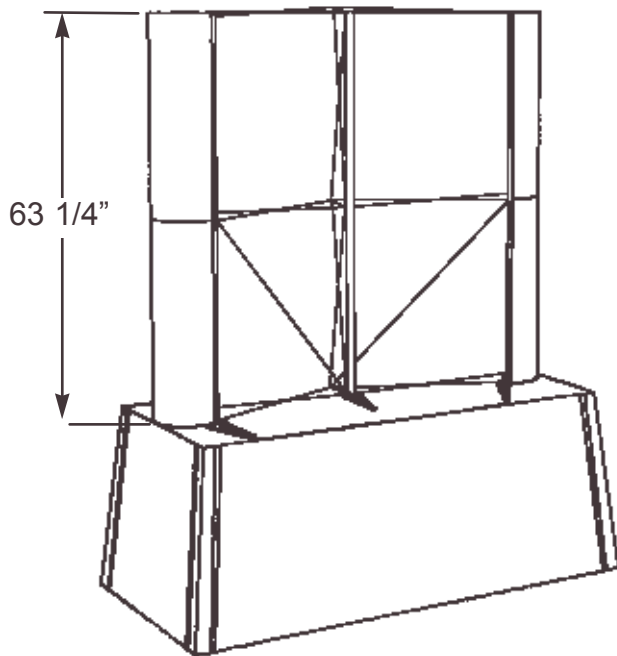
89-1060 QFT60SMSQ
same kit as shown above
with small square case(s)
replacing large square case
listed

QFT65LGSQ KIT# 99-1065

6'x62" ARC TABLETOP FRAME KIT WITH FABRIC COVERED END CAPS

Quantity	Part #		Description
1 ea	AF22F	05-44095	6' arc tabletop frame w/feet (2x2)
1 ea	FB100S	44-00108	small frame bag/shelf bag
3 ea	CB62	08-60146	folding channel bar 62"
1 ea	FC4	35-98004	set of 4 fabric covered end caps
1 ea	FX400LG	41-40012	large square gray granite roto-molded case w/wheels

*Total shipping weight: 24 lbs.
(case weight not included)*



Kit Options:

60-1065 QFT65NC
same kit as shown above
less case(s)

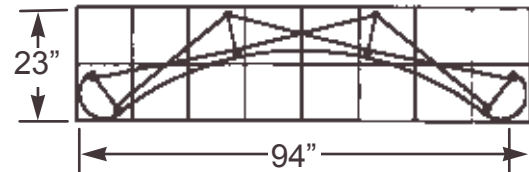
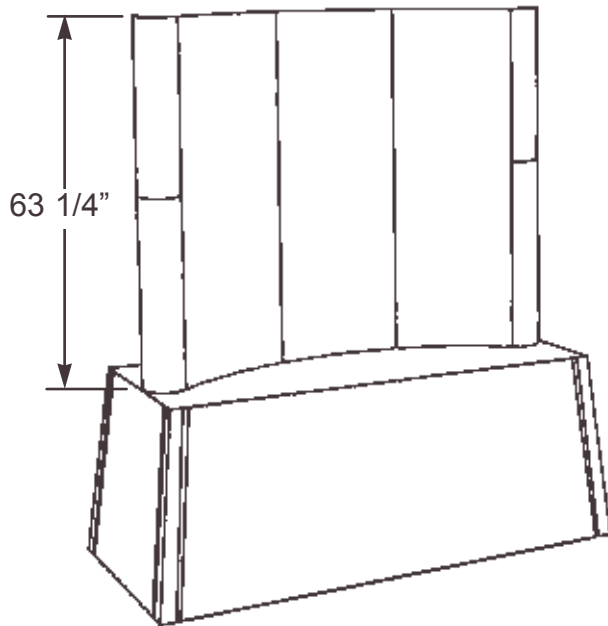
89-1065 QFT65SMSQ
same kit as shown above
with small square case(s)
replacing large square case
listed

AFT80LGSQ KIT# 99-1095T

8' ARC TABLETOP WITH FABRIC COVERED END CAPS

Quantity	Part #		Description
1 ea	AF32	05-44115	8' arc tabletop frame (3x2)
1 ea	FB100S	44-00108	small frame bag/shelf bag
4 ea	CB62	08-60146	folding channel bar 62"
3 ea	PA62	35-92045	62" arc front panel
1 ea	FC4	35-98004	set of 4 fabric covered end caps
1 ea	FX400LG	41-40012	large square gray granite roto-molded case w/wheels

*Total shipping weight: 44 lbs.
(case weight not included)*



Kit Options:

60-1095T AFT80NC
same kit as shown above
less case(s)

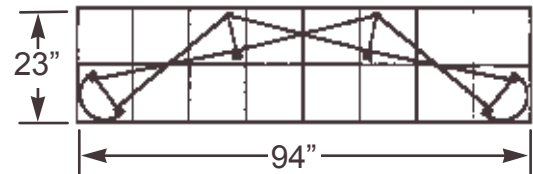
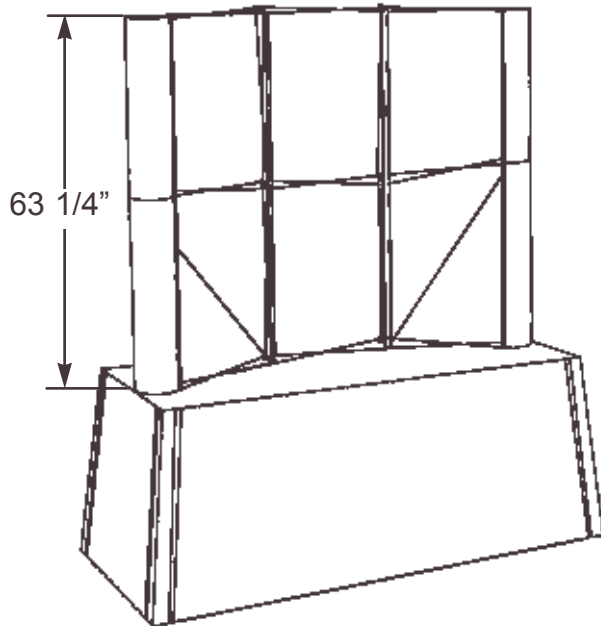
89-1095T AFT80SMSQ
same kit as shown above
with small square case(s)
replacing large square case
listed

AFT85LGSQ KIT# 99-1096T

8' ARC TABLETOP FRAME KIT WITH FABRIC COVERED END CAPS

Quantity	Part #		Description
1 ea	AF32	05-44115	8' arc tabletop frame (3x2)
1 ea	FB100S	44-00108	small frame bag/shelf bag
4 ea	CB62	08-60146	folding channel bar 62"
1 ea	FC4	35-98004	set of 4 fabric covered end caps
1 ea	FX400LG	41-40012	large square gray granite roto-molded case w/wheels

*Total shipping weight: 44 lbs.
(case weight not included)*



Kit Options:

60-1096T AFT85NC
same kit as shown above
less case(s)

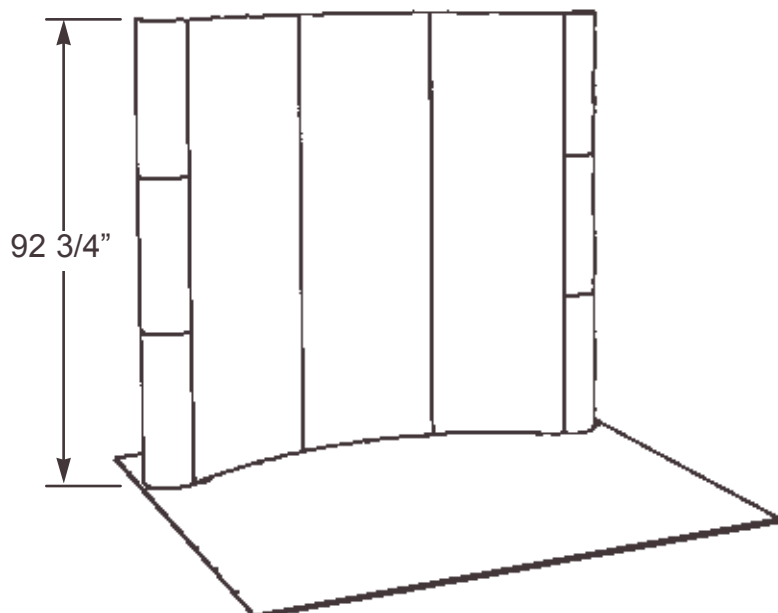
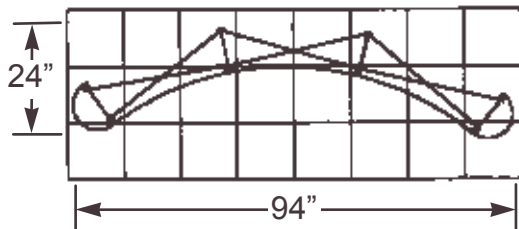
89-1096T AFT85SMSQ
same kit as shown above
with small square case(s)
replacing large square case
listed

AF80LGSQ KIT# 99-1080

8' ARC WITH FABRIC COVERED END CAPS

Quantity	Part #		Description
1 ea	AF33	05-44125	8' arc frame (3x3)
1 ea	FB100F	44-00102	frame bag
4 ea	CB92	08-60150	folding channel bar 92"
3 ea	PA92	35-92000	92" arc front panel
1 ea	FC6	35-98000	set of 6 fabric covered end caps
2 ea	FX400LG	41-40012	large square gray granite roto-molded case w/wheels

*Total shipping weight: 54 lbs.
(case weight not included)*



Kit Options:

60-1080 AF80NC
same kit as shown above
less case(s)

79-1080 AF80V
same kit as shown above
with oval case(s) replacing
large square case listed

89-1080 AF80SMSQ
same kit as shown above
with small square case(s)
replacing large square case
listed

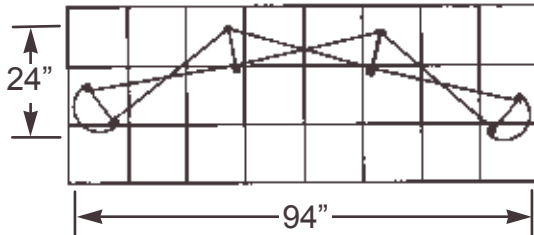
NOTE: Due to packing restrictions,
optional accessories and/or graphics
may require an additional case.

AF85LGSQ KIT# 99-1085

8' ARC FRAME KIT WITH FABRIC COVERED END CAPS

Quantity	Part #		Description
1 ea	AF33	05-44125	8' arc frame (3x3)
1 ea	FB100F	44-00102	frame bag
4 ea	CB92	08-60150	folding channel bar 92"
1 ea	FC6	35-98000	set of 6 fabric covered end caps
2 ea	FX400LG	41-40012	large square gray granite roto-molded case w/wheels

*Total shipping weight: 35 lbs.
(case weight not included)*




Kit Options:

60-1085 AF85NC
same kit as shown above
less case(s)

79-1085 AF85V
same kit as shown above
with oval case(s) replacing
large square case listed

89-1085 AF85SMSQ
same kit as shown above
with small square case(s)
replacing large square case
listed



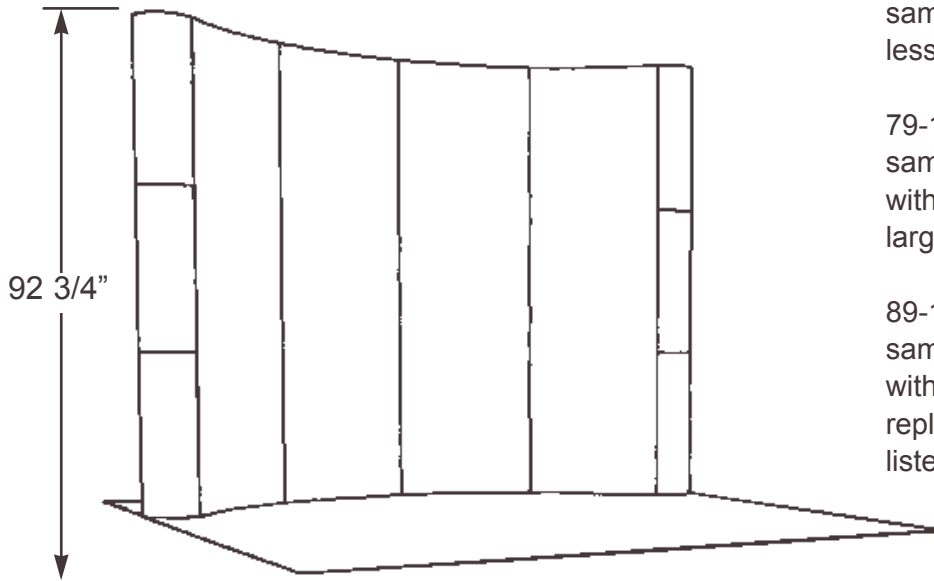
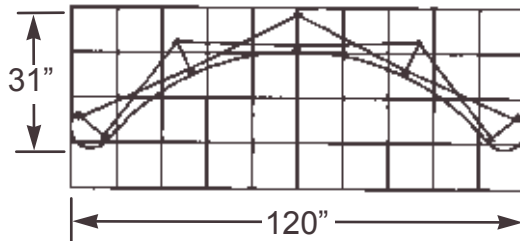
NOTE: Due to packing restrictions,
optional accessories and/or graphics
may require an additional case.

AF100LGSQ KIT# 99-1100

10' ARC WITH FABRIC COVERED END CAPS

Quantity	Part #		Description
1 ea	AF43	05-44144	10' arc frame (4x3)
1 ea	FB100F	44-00102	frame bag
5 ea	CB92	08-60150	folding channel bar 92"
4 ea	PA92	35-92000	92" arc front panel
1 ea	FC6	35-98000	set of 6 fabric covered end caps
2 ea	FX400LG	41-40012	large square gray granite roto-molded case w/wheels

*Total shipping weight: 65 lbs.
(case weight not included)*



Kit Options:

60-1100 AF100NC
same kit as shown above
less case(s)

79-1100 AF100V
same kit as shown above
with oval case(s) replacing
large square case listed

89-1100 AF100SMSQ
same kit as shown above
with small square case(s)
replacing large square case
listed

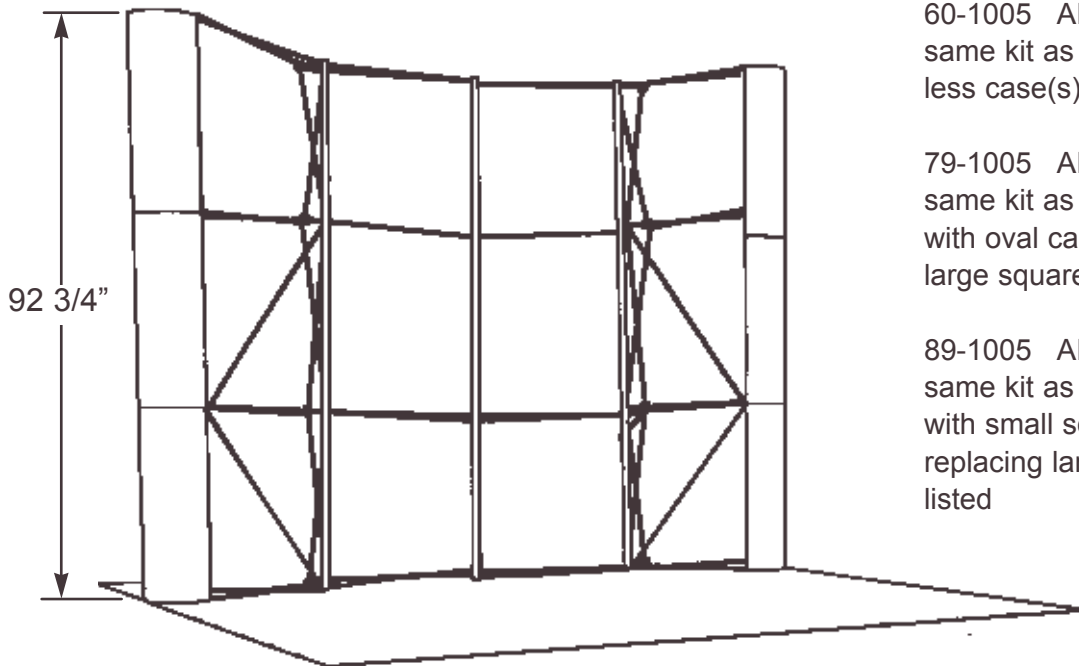
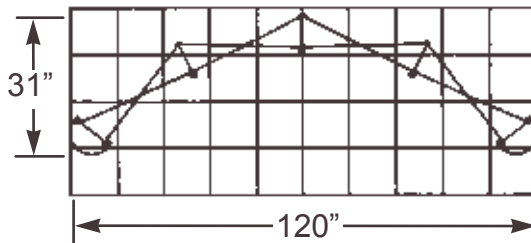
**NOTE: Due to packing restrictions,
optional accessories and/or graphics
may require an additional case.**

AF105LGSQ KIT# 99-1005

10' ARC FRAME KIT WITH FABRIC COVERED END CAPS

Quantity	Part #		Description
1 ea	AF43	05-44144	10' arc frame (4x3)
1 ea	FB100F	44-00102	frame bag
5 ea	CB92	08-60150	folding channel bar 92"
1 ea	FC6	35-98000	set of 6 fabric covered end caps
2 ea	FX400LG	41-40012	large square gray granite roto-molded case w/wheels

Total shipping weight: 43 lbs.
(case weight not included)



Kit Options:

60-1005 AF105NC
same kit as shown above
less case(s)

79-1005 AF105V
same kit as shown above
with oval case(s) replacing
large square case listed

89-1005 AF105SMSQ
same kit as shown above
with small square case(s)
replacing large square case
listed

NOTE: Due to packing restrictions,
optional accessories and/or graphics
may require an additional case.

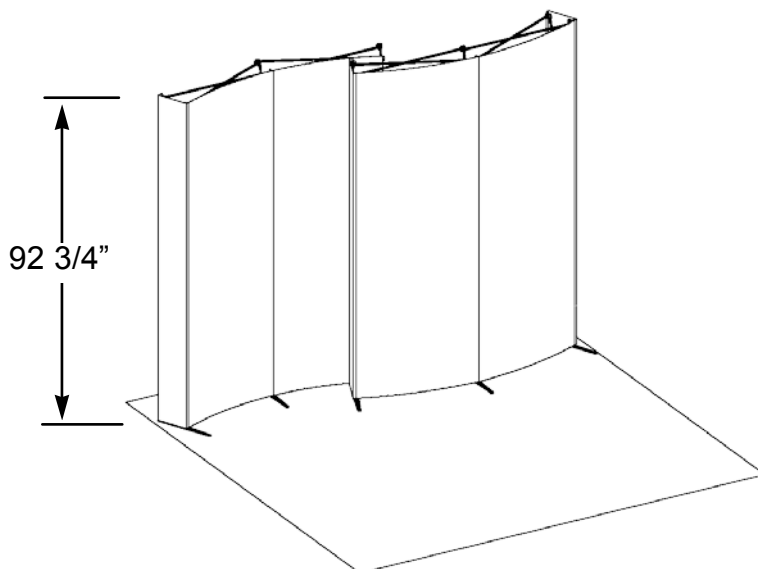
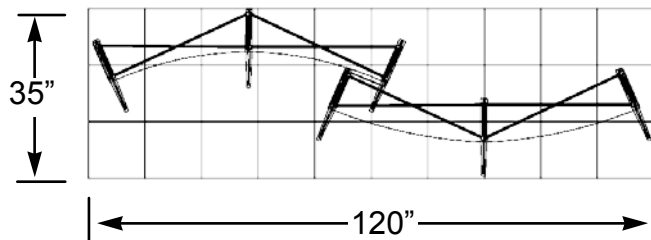
AF10DUALG SQ

KIT# 99-1150

10' DUAL ARC DISPLAY

Quantity	Part #		Description
1 ea	AF23F	05-44110	6' arc frame w/feet
1 ea	AF23F	05-44110	6' arc frame w/feet reversed
2 ea	FB100F	44-00102	frame bag
2 ea	BAJ	10-50050	"J" bracket
9 ea	CB92	08-60150	folding channel bar 92"
2 ea	PA92	35-92000	92" arc front panel
2 ea	PAB92	35-92100	92" arc back panel
3 ea	PA92E	35-93125	92" arc flat end panel
2 ea	FX400LG	41-40012	large square gray granite roto-molded case w/wheels

*Total shipping weight: 85 lbs.
(case weight not included)*



Kit Options:

60-1150 AF10DUALNC
same kit as shown above
less case(s)

79-1150 AF10DUALV
same kit as shown above
with oval case(s) replacing
large square case listed

89-1150 AF10DUALSMSQ
same kit as shown above
with small square case(s)
replacing large square case
listed


**NOTE: Due to packing restrictions,
optional accessories and/or graphics
may require an additional case.**

AF160LGSQ KIT# 99-1160

16' GULLWING WITH FABRIC COVERED END CAPS

Quantity	Part #		Description
2 ea	AF33	05-44125	8' arc frame (3x3)
2 ea	FB100F	44-00102	frame bag
8 ea	CB92	08-60150	folding channel bar 92"
6 ea	PA92	35-92000	92" arc front panels
1 ea	CP9217	35-95000	17" arc connecting panel
1 ea	FC6	35-98000	set of 6 fabric covered end caps
2 ea	B16GW	10-50102	16' gullwing connecting bracket
4 ea	FX400LG	41-40012	large square gray granite roto-molded case w/wheels

*Total shipping weight: 104 lbs.
(case weight not included)*

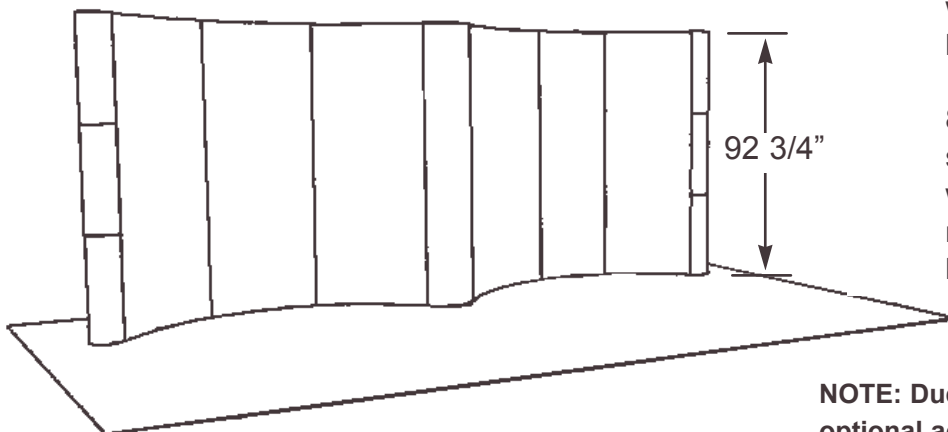


Kit Options:

60-1160 AF160NC
same kit as shown above
less case(s)

79-1160 AF160V
same kit as shown above
with oval case(s) replacing
large square case listed

89-1160 AF160SMSQ
same kit as shown above
with small square case(s)
replacing large square case
listed



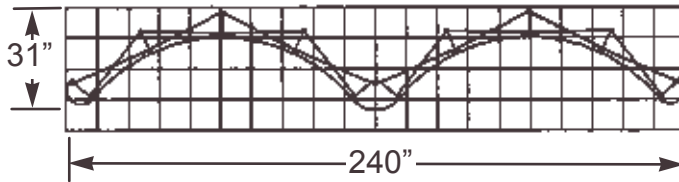
NOTE: Due to packing restrictions,
optional accessories and/or graphics
may require an additional case.

AF200LGSQ KIT# 99-1200

20' GULLWING WITH FABRIC COVERED END CAPS

Quantity	Part #		Description
2 ea	AF43	05-44144	10' arc frame (4x3)
2 ea	FB100F	44-00102	frame bag
10 ea	CB92	08-60150	folding channel bar 92"
8 ea	PA92	35-92000	92" arc front panels
1 ea	CP9217	35-95000	17" arc connecting panel
1 ea	FC6	35-98000	set of 6 fabric covered end caps
2 ea	B20GW	10-50103	20' gullwing connecting bracket
4 ea	FX400LG	41-40012	large square gray granite roto-molded case w/wheels

*Total shipping weight: 122 lbs.
(case weight not included)*

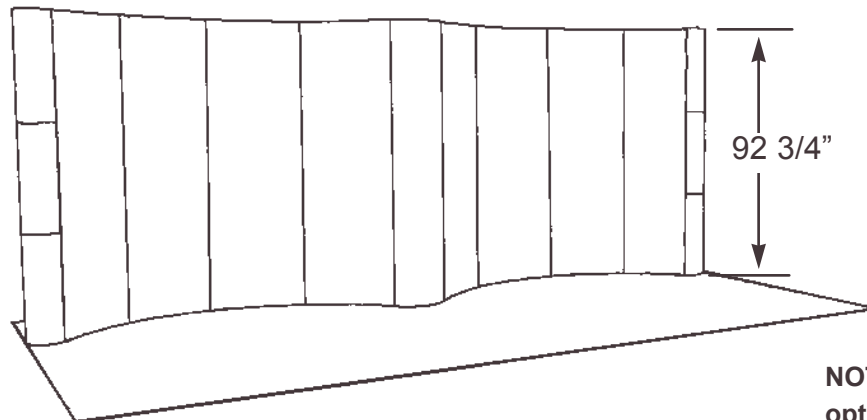


Kit Options:

60-1200 AF200NC
same kit as shown above
less case(s)

79-1200 AF200V
same kit as shown above
with oval case(s) replacing
large square case listed

89-1200 AF200SMSQ
same kit as shown above
with small square case(s)
replacing large square case
listed



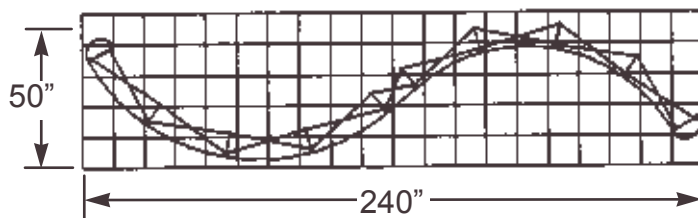
NOTE: Due to packing restrictions, optional accessories and/or graphics may require an additional case.

AF201LGSQ KIT# 99-1201

20' SERPENTINE WITH FABRIC COVERED END CAPS

Quantity	Part #		Description
2 ea	AF43	05-44144	10' arc frame (4x3)
2 ea	FB100F	44-00102	frame bag
10 ea	CB92	08-60150	folding channel bar 92"
4 ea	PA92	35-92000	92" arc front panels
4 ea	PAB92	35-92100	92" arc back panels
1 ea	CP9217	35-95000	17" arc connecting panel
1 ea	FC6	35-98000	set of 6 fabric covered end caps
2 ea	BASERP	10-50073	serpentine scissor bracket
4 ea	FX400LG	41-40012	large square gray granite roto-molded case w/wheels

*Total shipping weight: 120 lbs.
(case weight not included)*




Kit Options:

60-1201 AF201NC
same kit as shown above
less case(s)

79-1201 AF201V
same kit as shown above
with oval case(s) replacing
large square case listed

89-1201 AF201SMSQ
same kit as shown above
with (3) small square cases
and (1) round case replac-
ing large square case listed



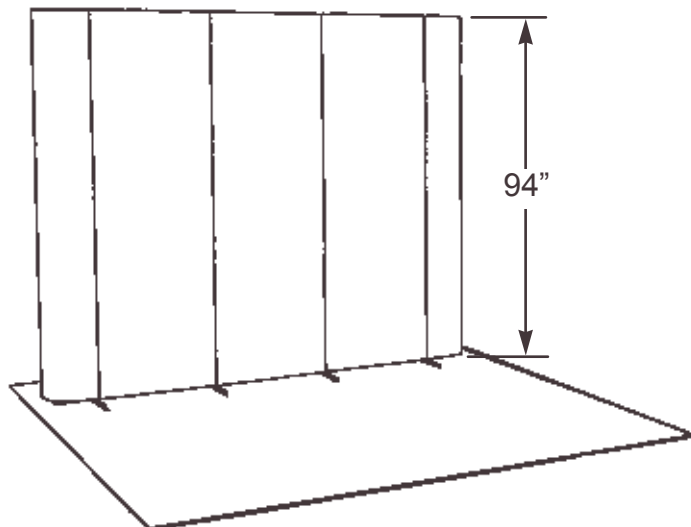
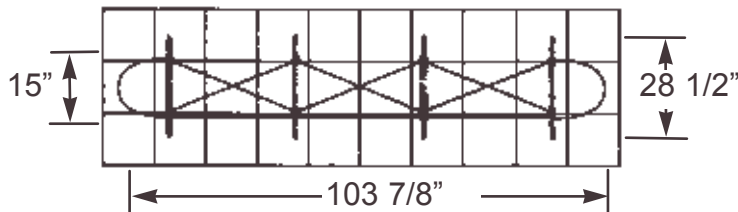
**NOTE: Due to packing restrictions,
optional accessories and/or graphics
may require an additional case.**

FF1000LGSQ KIT# 99-2100

10' FLAT WITH RADIUS END PANELS

Quantity	Part #		Description
1 ea	FF33F	05-44220	8' flat frame w/feet (3x3)
1 ea	FB100F	44-00102	frame bag
6 ea	CB92	08-60150	folding channel bar 92"
3 ea	PF92	35-94000	92" flat panel
2 ea	PF92R	35-93050	92" flat radius end panel
2 ea	FX400LG	41-40012	large square gray granite roto-molded case w/wheels

*Total shipping weight: 63 lbs.
(case weight not included)*



Kit Options:

60-2100 FF1000NC
same kit as shown above
less case(s)

79-2100 FF1000V
same kit as shown above
with oval case(s) replacing
large square case listed

89-2100 FF1000SMSQ
same kit as shown above
with small square case(s)
replacing large square case
listed

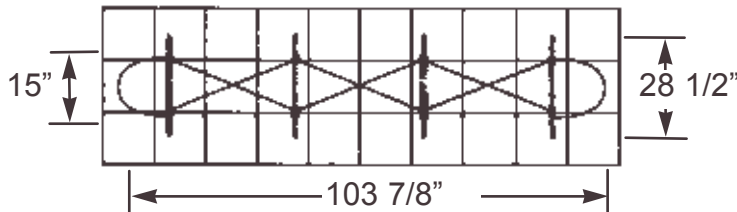
**NOTE: Due to packing restrictions,
optional accessories and/or graphics
may require an additional case.**

FF1105LGSQ KIT# 99-2105

10' FLAT FRAME KIT WITH RADIUS END PANELS

Quantity	Part #		Description
1 ea	FF33F	05-44220	8' flat frame w/feet (3x3)
1 ea	FB100F	44-00102	frame bag
6 ea	CB92	08-60150	folding channel bar 92"
2 ea	PF92R	35-93050	92" flat radius end panel
2 ea	FX400LG	41-40012	large square gray granite roto-molded case w/wheels

*Total shipping weight: 63 lbs.
(case weight not included)*

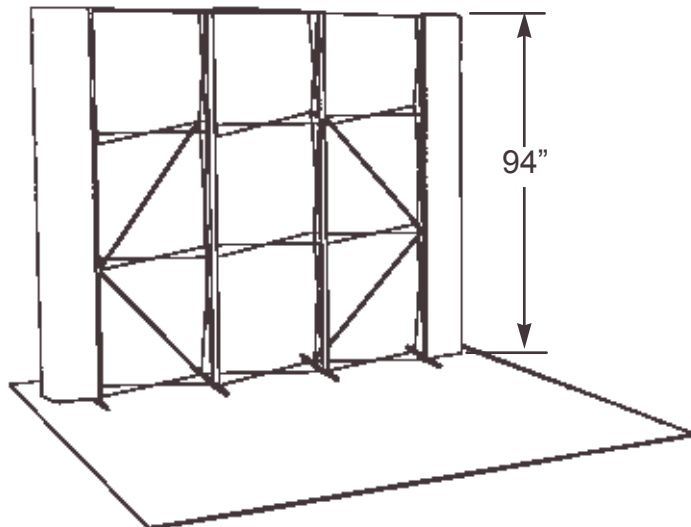


Kit Options:

60-2105 FF1105NC
same kit as shown above
less case(s)

79-2105 FF1105V
same kit as shown above
with oval case(s) replacing
large square case listed

89-2105 FF1105SMSQ
same kit as shown above
with small square case(s)
replacing large square case
listed

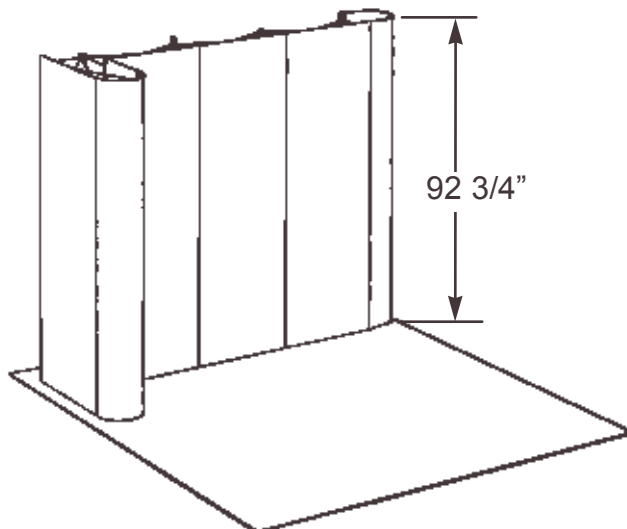
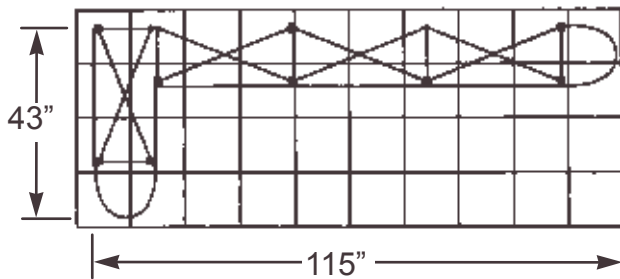


NOTE: Due to packing restrictions, optional accessories and/or graphics may require an additional case.

FF1100LGSQ
KIT# 99-2110
 10' FLAT WITH RETURN
 AND RADIUS END PANELS

Quantity	Part #		Description
1 ea	FF33	05-44215	8' flat frame (3x3)
1 ea	FF13	05-44040	30" flat frame (1x3)
1 ea	FB100F	44-00102	frame bag
1 ea	FB100S	44-00108	small frame bag/shelf bag
8 ea	CB92	08-60150	folding channel bar 92"
4 ea	PF92	35-94000	92" flat panel
2 ea	PF92R	35-93050	92" flat radius end panel
1 ea	PF92HL	35-94050	92" left flat half panel w/1" hinge
2 ea	BF90	10-50123	flatwall 90° connecting bracket
2 ea	FX400LG	41-40012	large square gray granite roto-molded case w/wheels

Total shipping weight: 83 lbs.
(case weight not included)



Kit Options:

60-2110 FF1100NC
 same kit as shown above
 less case(s)

79-2110 FF1100V
 same kit as shown above
 with oval case(s) replacing
 large square case listed

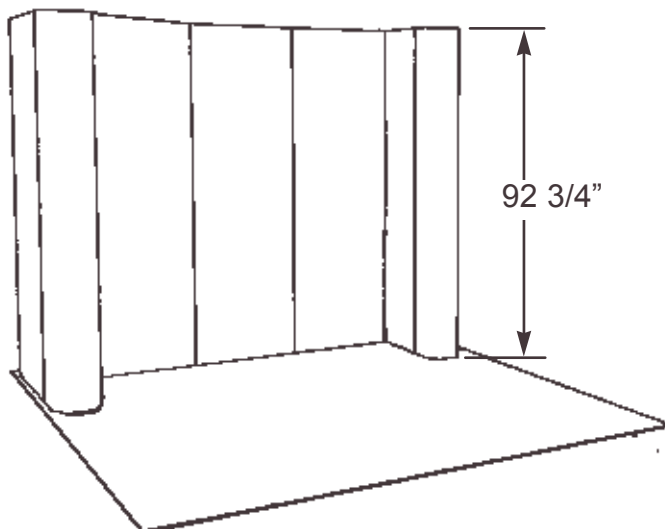
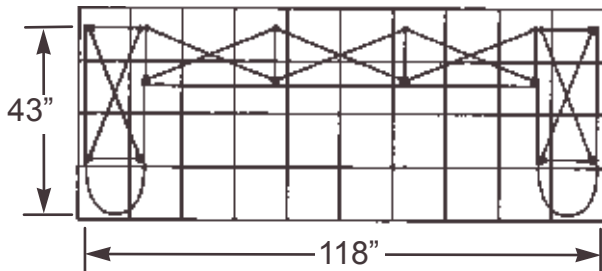
89-2110 FF1100SMSQ
 same kit as shown above
 with small square case(s)
 replacing large square case
 listed

NOTE: Due to packing restrictions,
 optional accessories and/or graphics
 may require an additional case.

FF1200LGSQ
KIT# 99-2120
10' FLAT WITH RETURNS
AND RADIUS END PANELS

Quantity	Part #		Description
1 ea	FF33	05-44215	8' flat frame (3x3)
2 ea	FF13	05-44040	30" flat frame (1x3)
2 ea	FB100F	44-00102	frame bag
10 ea	CB92	08-60150	folding channel bar 92"
5 ea	PF92	35-94000	92" flat panel
2 ea	PF92R	35-93050	92" flat radius end panel
1 ea	PF92HL	35-94050	92" left flat half panel w/1" hinge
1 ea	PF92HR	35-94025	92" right flat half panel w/1" hinge
4 ea	BF90	10-50123	flatwall 90° connecting bracket
3 ea	FX400LG	41-40012	large square gray granite roto-molded case w/wheels

Total shipping weight: 106 lbs.
(case weight not included)



Kit Options:

60-2120 FF1200NC
 same kit as shown above
 less case(s)

79-2120 FF1200V
 same kit as shown above
 with oval case(s) replacing
 large square case listed


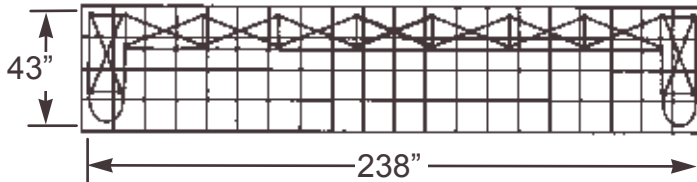
89-2120 FF1200SMSQ
 same kit as shown above
 with small square case(s)
 replacing large square case
 listed

**NOTE: Due to packing restrictions,
 optional accessories and/or graphics
 may require an additional case.**

FF2010LGSQ
KIT# 99-2210
20' FLAT WITH RETURNS
AND RADIUS END PANELS

Quantity	Part #		Description
2 ea	FF33	05-44215	8' flat frame (3x3)
2 ea	FF13	05-44040	30" flat frame (1x3)
3 ea	FB100F	44-00102	frame bag
14 ea	CB92	08-60150	folding channel bar 92"
9 ea	PF92	35-94000	92" flat panel
2 ea	PF92R	35-93050	92" flat radius end panel
1 ea	PF92HL	35-94050	92" left flat half panel w/1" hinge
1 ea	PF92HR	35-94025	92" right flat half panel w/1" hinge
4 ea	BF90	10-50123	flatwall 90° connecting bracket
2 ea	BFFLAT	10-50075	flatwall scissor bracket
5 ea	FX400LG	41-40012	large square gray granite roto-molded case w/wheels

Total shipping weight: 158 lbs.
(case weight not included)



Kit Options:

60-2210 FF2010NC
 same kit as shown above
 less case(s)

79-2210 FF2010V
 same kit as shown above
 with oval case(s) replacing
 large square case listed

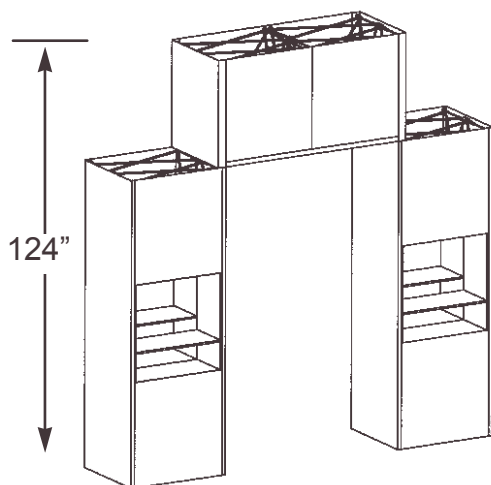
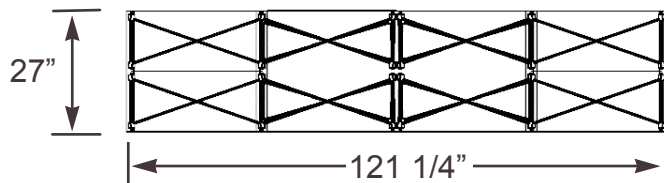
89-2210 FF2010SMSQ
 same kit as shown above
 with small square case(s)
 replacing large square case
 listed

NOTE: Due to packing restrictions,
 optional accessories and/or graphics
 may require an additional case.

CF4132LGSQ KIT# 99-4132

20' COMBINATION KIT WITH (4) 1X3 FLAT FRAMES AND (2) 2X1 FLAT FRAME

Quantity	Part #		Description
4 ea	FF13	05-44040	30" flat frame (1x3)
2 ea	FF21	05-44021	5' flat frame (2x1)
3 ea	FB100F	44-00102	frame bag
8 ea	CB33	08-60138	channel bars 33"
8 ea	CB92	08-60150	channel bars 92"
4 ea	CB40M	08-60142	channel bar 40" modified
2 ea		08-60122	2 pc horizontal bar
8 ea	BF122CB	10-50131	flat/flat channel bar connector
2 ea	BF122M	10-50129	modified flat/flat connector
4 ea	PF13ST	35-94125	1/3 top panel internal shelf
4 ea	PF13SB	35-94150	1/3 bottom panel internal shelf
2 ea	BF3000	10-50096	flat/flat frame bridge
4 ea	SFIK	14-50100	flat frame internal shelf kit
4 ea	PF9227	35-93180	92x27 flat end panel
2 ea	PF33E	35-94080	33" flat end panel 33x27
2 ea	PF13SR	35-94175	1/3 back panel for Int. shelf kit
4 ea	PF32	35-93435	32" flat front panel
1 ea	PF65B	35-93415	65" flat bottom panel
2 ea	CB33M	08-60120	channel bar 33" modified w/fork
5 ea	FX400LG	41-40012	large square gray granite roto-molded case w/wheels



Kit Options:

60-4132 CF4132NC
same kit as shown above
less case(s)

79-4132 CF4132V
same kit as shown above
with oval case(s) replacing
large square case listed

89-4132 CF4132SMSQ
same kit as shown above
with small square case(s)
replacing large square case
listed

NOTE: Due to packing restrictions,
optional accessories and/or graphics
may require an additional case.


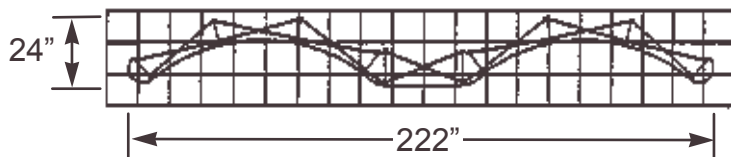
CF4180LGSQ

KIT# 99-4180

20' COMBINATION KIT WITH (2) 8' ARC FRAMES
AND (1) 1 X 3 FLAT FRAME

Quantity	Part #		Description
2 ea	AF33	05-44125	8' arc frame (3x3)
1 ea	FF13	05-44040	30" flat frame (1x3)
2 ea	FB100F	44-00102	frame bag
1 ea	FB100S	44-00108	small frame bag/shelf bag
10 ea	CB92	08-60150	folding channel bar 92"
6 ea	PA92	35-92000	92" arc front panel
1 ea	PF92	35-94000	92" flat panel
2 ea	CP9210	35-95060	9 3/4" arc to flat connecting panel
1 ea	FC6	35-98000	set of 6 fabric covered end caps
2 ea	BAF8L	10-50071	left 8' arc to flat bracket
2 ea	BAF8R	10-50072	right 8' arc to flat bracket
4 ea	BLR8	10-50092	L/R 8' arc to flat bracket support
4 ea	FX400LG	41-40012	large square gray granite roto-molded case w/wheels

*Total shipping weight: 123 lbs.
(case weight not included)*



Kit Options:

60-4180 CF4180NC
same kit as shown above
less case(s)

79-4180 CF4180V
same kit as shown above
with oval case(s) replacing
large square case listed

89-4180 CF4180SMSQ
same kit as shown above
with small square case(s)
replacing large square case
listed

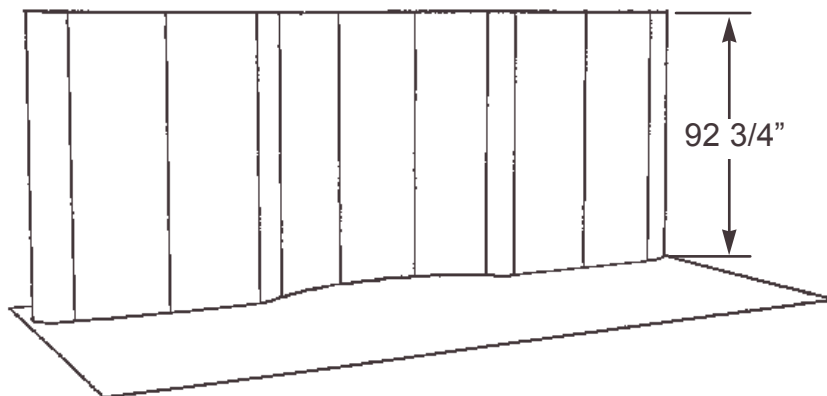
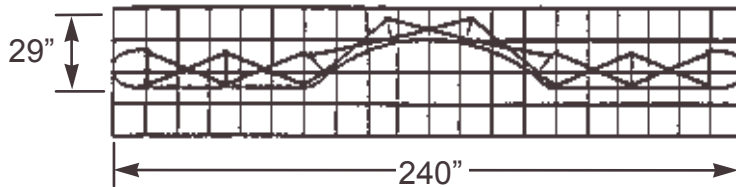
**NOTE: Due to packing restrictions,
optional accessories and/or graphics
may require an additional case.**

CF4650LGSQ KIT# 99-4650

20' COMBINATION KIT WITH (2) 2 X 3 FLAT FRAMES
AND (1) 8' ARC FRAME

Quantity	Part #		Description
1 ea	AF33	05-44125	8' arc frame (3x3)
2 ea	FF23	05-44165	5' flat frame (2x3)
3 ea	FB100F	44-00102	frame bag
12 ea	CB92	08-60150	folding channel bar 92"
3 ea	PA92	35-92000	92" arc front panel
4 ea	PF92	35-94000	92" flat panel
2 ea	PF92R	35-93050	92" flat radius end panel
2 ea	CP9210	35-95060	9 3/4" arc to flat connecting panel
2 ea	BAF8L	10-50071	left 8' arc to flat bracket
2 ea	BAF8R	10-50072	right 8' arc to flat bracket
4 ea	BLR8	10-50092	L/R 8' arc to flat bracket support
4 ea	FX400LG	41-40012	large square gray granite roto-molded case w/wheels

*Total shipping weight: 135 lbs.
(case weight not included)*



Kit Options:

60-4650 CF4650NC
same kit as shown above
less case(s)

79-4650 CF4650V
same kit as shown above
with oval case(s) replacing
large square case listed

89-4650 CF4650SMSQ
same kit as shown above
with small square case(s)
replacing large square case
listed

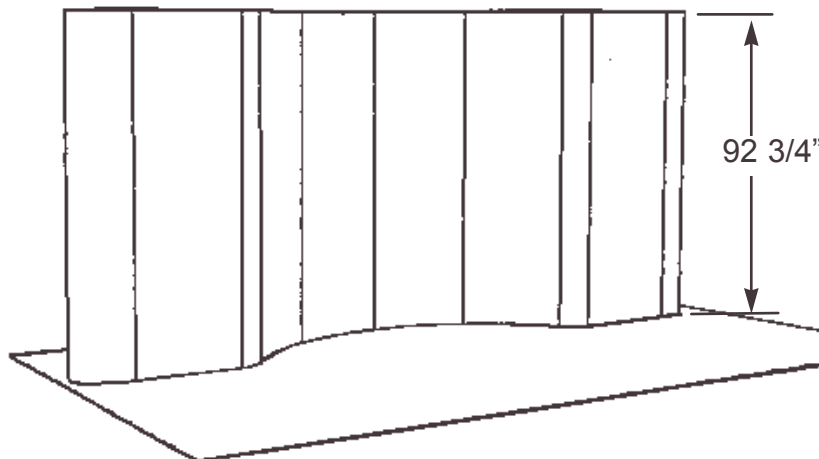
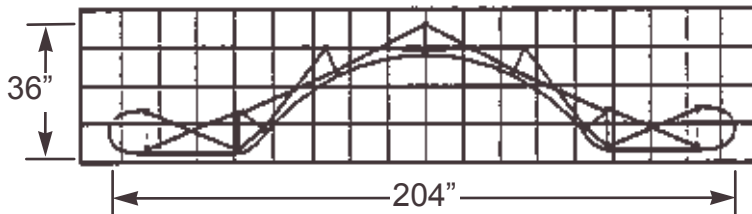
**NOTE: Due to packing restrictions,
optional accessories and/or graphics
may require an additional case.**

CF4700LGSQ KIT# 99-4700

17' COMBINATION KIT WITH (2) 1 X 3 FLAT FRAMES
AND (1) 10' ARC FRAME

Quantity	Part #		Description
1 ea	AF43	05-44144	10' arc frame (4x3)
2 ea	FF13	05-44040	30" flat frame (1x3)
2 ea	FB100F	44-00102	frame bag
11 ea	CB92	08-60150	folding channel bar 92"
4 ea	PA92	35-92000	92" arc front panel
2 ea	PF92	35-94000	92" flat panel
2 ea	PF92R	35-93050	92" flat radius end panel
2 ea	CP9212	35-95075	11 1/2" arc to flat connecting panel
2 ea	BAF10R	10-50068	right 10' arc to flat bracket
2 ea	BAF10L	10-50070	left 10' arc to flat bracket
4 ea	BLR10	10-50094	L/R 10' arc to flat bracket support
4 ea	FX400LG	41-40012	large square gray granite roto-molded case w/wheels

Total shipping weight: 120 lbs.
(case weight not included)



Kit Options:

60-4700 CF4700NC
same kit as shown above
less case(s)

79-4700 CF4700V
same kit as shown above
with oval case(s) replacing
large square case listed

89-4700 CF4700SMSQ
same kit as shown above
with small square case(s)
replacing large square case
listed

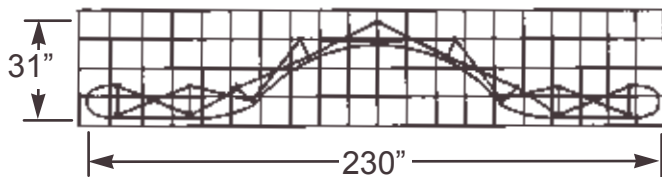
NOTE: Due to packing restrictions,
optional accessories and/or graphics
may require an additional case.

CF4750LGSQ KIT# 99-4750

20' COMBINATION KIT WITH (2) 1 X 3 FLAT FRAMES
AND (1) 10' ARC FRAME

Quantity	Part #		Description
1 ea	AF43	05-44144	10' arc frame (4x3)
2 ea	FF13	05-44040	30" flat frame (1x3)
2 ea	FB100F	44-00102	frame bag
11 ea	CB92	08-60150	folding channel bar 92"
4 ea	PA92	35-92000	92" arc front panel
2 ea	PF92	35-94000	92" flat panel
2 ea	PF92R	35-93050	92" flat radius end panel
1 ea	CP9233L	35-95200	22 7/16" left connecting panel
1 ea	CP9223R	35-95225	22 7/16" right connecting panel
2 ea	BF4750L	10-50054	left 27" scissor bracket
2 ea	BF4750R	10-50055	right 27" scissor bracket
4 ea	FX400LG	41-40012	large square gray granite roto-molded case w/wheels

Total shipping weight: 122 lbs. (case weight not included)




Kit Options:

60-4750 CF4750NC
same kit as shown above
less case(s)

79-4750 CF4750V
same kit as shown above
with oval case(s) replacing
large square case listed

89-4750 CF4750SMSQ
same kit as shown above
with small square case(s)
replacing large square case
listed




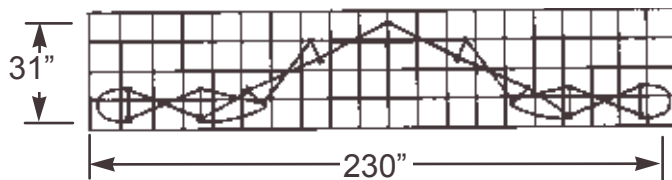
NOTE: Due to packing restrictions,
optional accessories and/or graphics
may require an additional case.

CF4755LGSQ KIT# 99-4755

20' COMBINATION FRAME KIT WITH (2) 1 X 3 FLAT FRAMES
AND (1) 10' ARC FRAME

Quantity	Part #		Description
1 ea	AF43	05-44144	10' arc frame (4x3)
2 ea	FF13	05-44040	30" flat frame (1x3)
2 ea	FB10F	44-00102	frame bag
11 ea	CB92	08-60150	folding channel bar 92"
2 ea	PF92R	35-93050	92" flat radius end panel
1 ea	CP9223L	35-95200	22 7/16" left connecting panel
1 ea	CP9223R	35-95225	22 7/16" right connecting panel
2 ea	BF4750L	10-50054	left 27" scissor bracket
2 ea	BF4750R	10-50055	right 27" scissor bracket
4 ea	FX400LG	41-40012	large square gray granite roto-molded case w/wheels

*Total shipping weight: 122 lbs.
(case weight not included)*



Kit Options:

60-4755 CF4755NC
same kit as shown above
less case(s)

79-4755 CF4755V
same kit as shown above
with oval case(s) replacing
large square case listed

89-4755 CF4755SMSQ
same kit as shown above
with small square case(s)
replacing large square case
listed

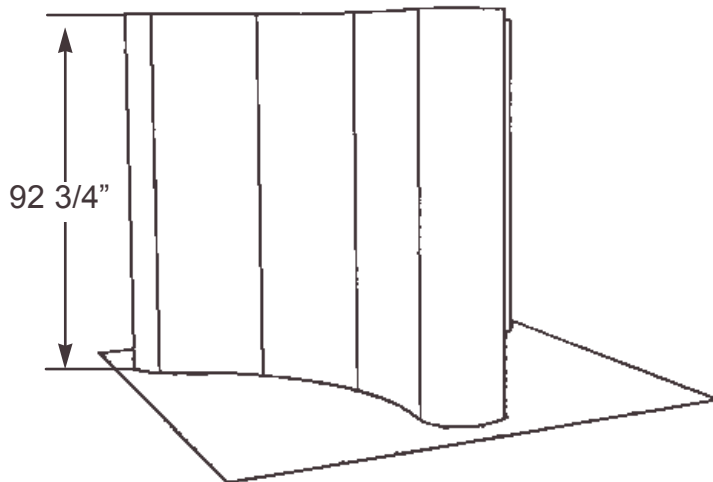
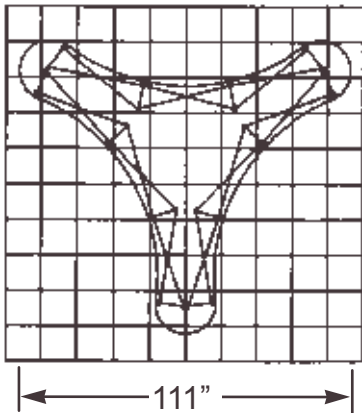
**NOTE: Due to packing restrictions,
optional accessories and/or graphics
may require an additional case.**

AF180LGSQ KIT# 99-1240

10' X 10' ARC ISLAND WITH (3) 8' ARC FRAMES

Quantity	Part #		Description
3 ea	AF33	05-44125	8' arc frame (3x3)
3 ea	FB100F	44-00102	frame bag
12 ea	CB92	08-60150	folding channel bar 92"
9 ea	PA92	35-92000	92" arc front panel
3 ea	CP9236	35-95100	36" arc connecting panel
6 ea	BA180	10-50101	arc island connecting bracket
3 ea	FX400LG	41-40012	large square gray granite roto-molded case w/wheels

*Total shipping weight: 139 lbs.
(case weight not included)*



Kit Options:

60-1240 AF180NC
same kit as shown above
less case(s)

79-1240 AF180V
same kit as shown above
with oval case(s) replacing
large square case listed

89-1240 AF180SMSQ
same kit as shown above
with small square case(s)
replacing large square case
listed

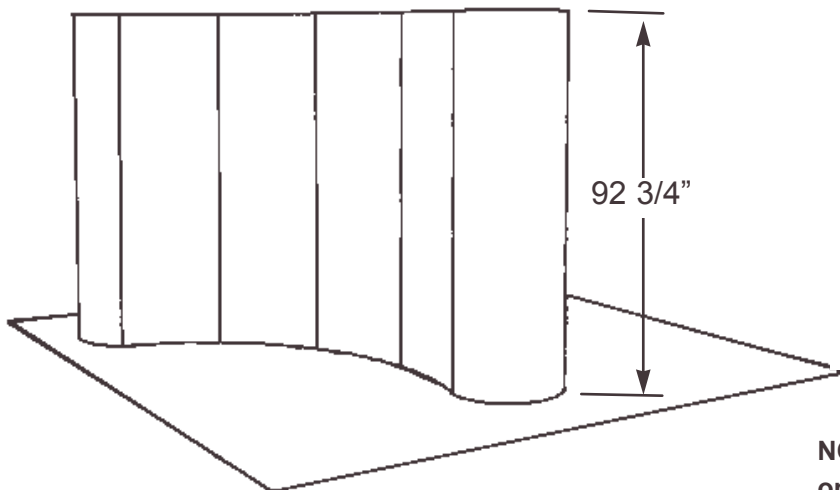
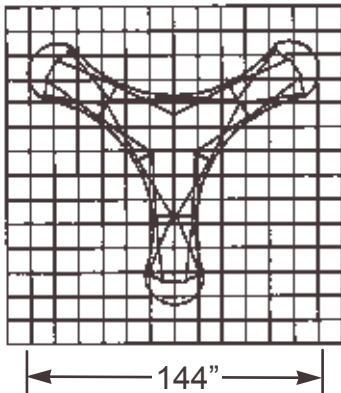
NOTE: Due to packing restrictions,
optional accessories and/or graphics
may require an additional case.

AF300LGSQ KIT# 99-1300

12' X 12' ARC ISLAND WITH (3) 10' ARC FRAMES

Quantity	Part #		Description
3 ea	AF43	05-44144	10' arc frame (4x3)
3 ea	FB100F	44-00102	frame bag
15 ea	CB92	08-60150	folding channel bar 92"
12 ea	PA92	35-92000	92" arc front panel
3 ea	CP9236	35-95100	36" arc connecting panel
6 ea	BA180	10-50101	arc island connecting bracket
5 ea	FX400LG	41-40012	large square gray granite roto-molded case w/wheels

Total shipping weight: 178 lbs. (case weight not included)



Kit Options:

60-1300 AF300NC
same kit as shown above
less case(s)

79-1300 AF300V
same kit as shown above
with oval case(s) replacing
large square case listed

89-1300 AF300SMSQ
same kit as shown above
with small square case(s)
replacing large square case
listed

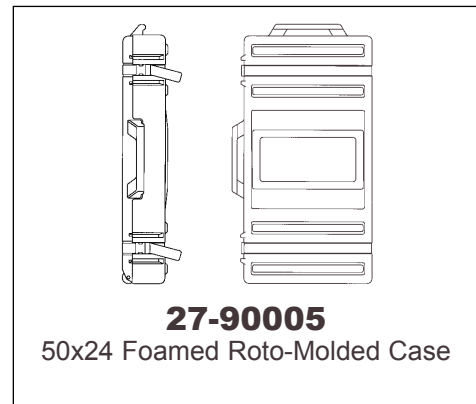
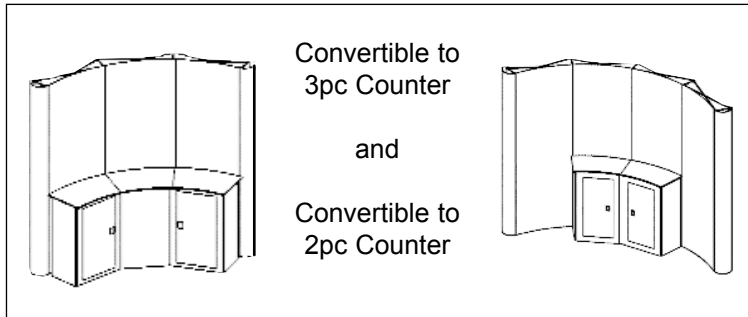
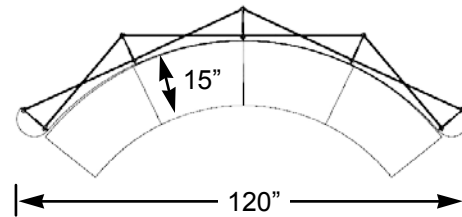
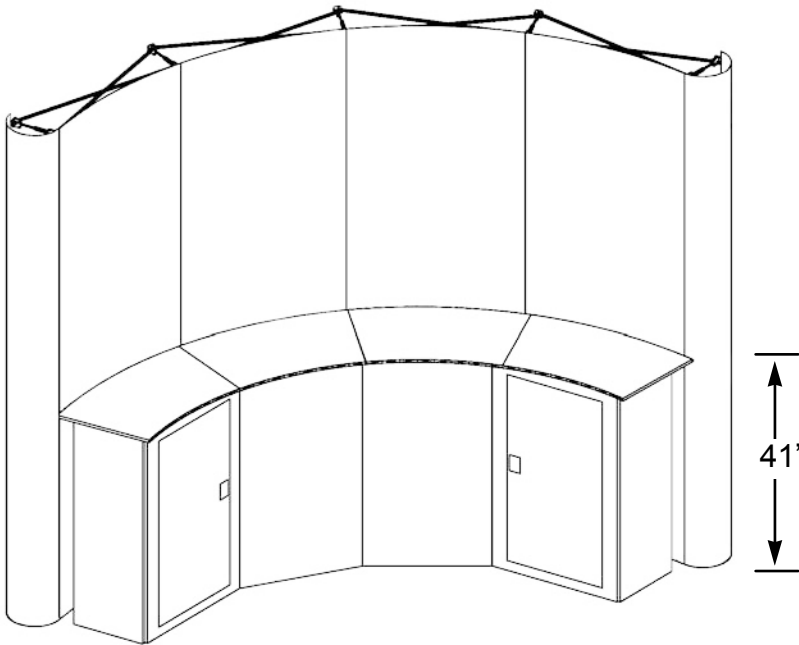
NOTE: Due to packing restrictions, optional accessories and/or graphics may require an additional case.

AACO4 KIT# 99-AC04 4 PIECE ARC ALCOVE COUNTER

Quantity	Part #	Description
2 ea	AASFAB 34-81010	side panel - fabric
2 ea	AADFAB 34-81000	door panel - fabric
2 ea	AAMFAB 34-81005	middle panel - fabric
1 ea	4AACL 34-70004	4pc arc countertop - laminate*
1 ea	RATB 23-10501	right table bracket
4 ea	LATB 23-10500	left table bracket

*2 Cases required, not included in kit.
Pop-up sold separately.*

*Stock Laminate colors: Wilsonart #4810-60 Titanium EV

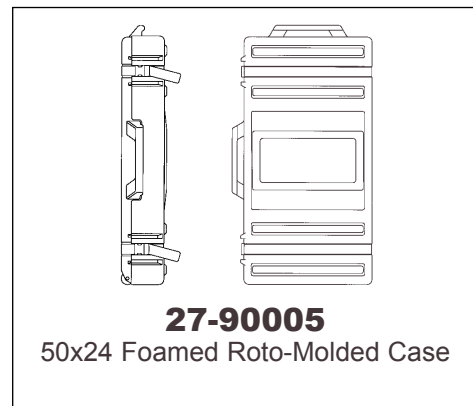

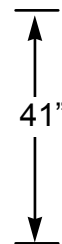
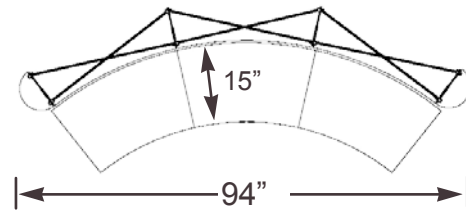
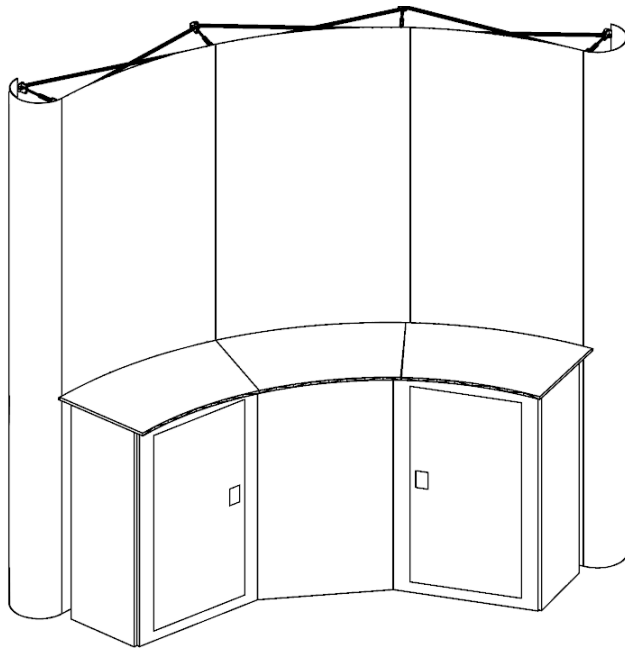


AACO3 KIT# 99-AC03 3 PIECE ARC ALCOVE COUNTER

Quantity	Part #	Description
2 ea	AASFAB 34-81010	side panel - fabric
2 ea	AADFAB 34-81000	door panel - fabric
1 ea	AAMFAB 34-81005	middle panel - fabric
1 ea	3AACL 34-70003	3pc arc countertop - laminate*
1 ea	RATB 23-10501	right table bracket
3 ea	LATB 23-10500	left table bracket

*1 Case required, not included in kit.
Pop-up sold separately.*

*Stock Laminate colors: Wilsonart #4810-60 Titanium EV



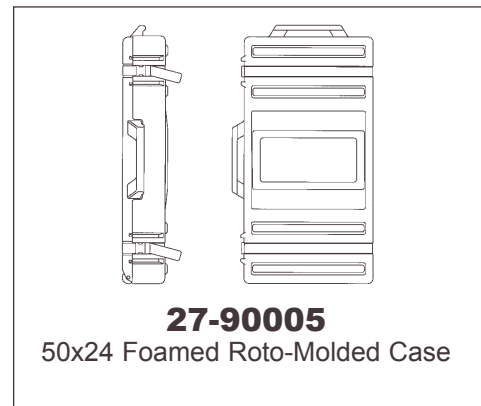
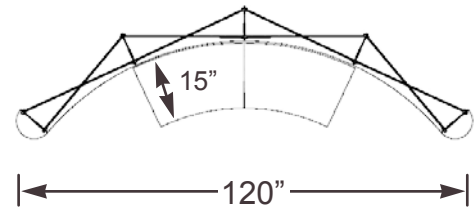
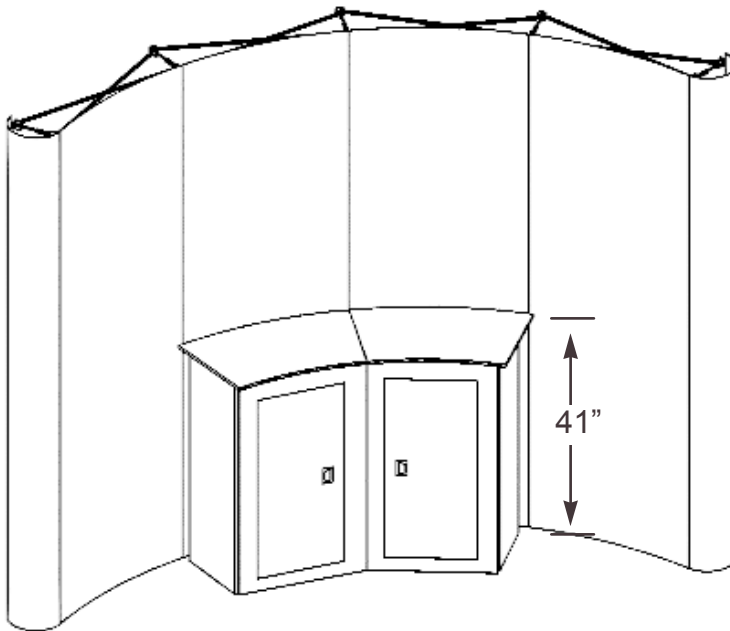
AAC02 KIT# 99-AC02

2 PIECE ARC ALCOVE COUNTER

Quantity	Part #		Description
2 ea	AASFAB	34-81010	side panel - fabric
2 ea	AADFAB	34-81000	door panel - fabric
1 ea	2AACL	34-70002	2pc arc countertop - laminate*
1 ea	RATB	23-10501	right table bracket
2 ea	LATB	23-10500	left table bracket

*1 Case required, not included in kit.
Pop-up sold separately.*

*Stock Laminate colors: Wilsonart #4810-60 Titanium EV

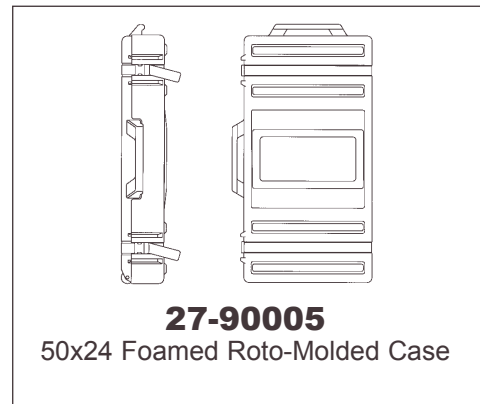
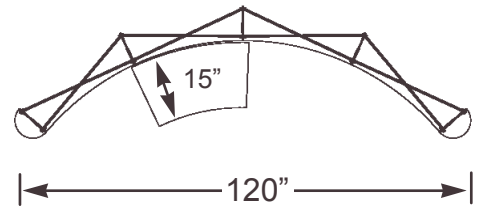
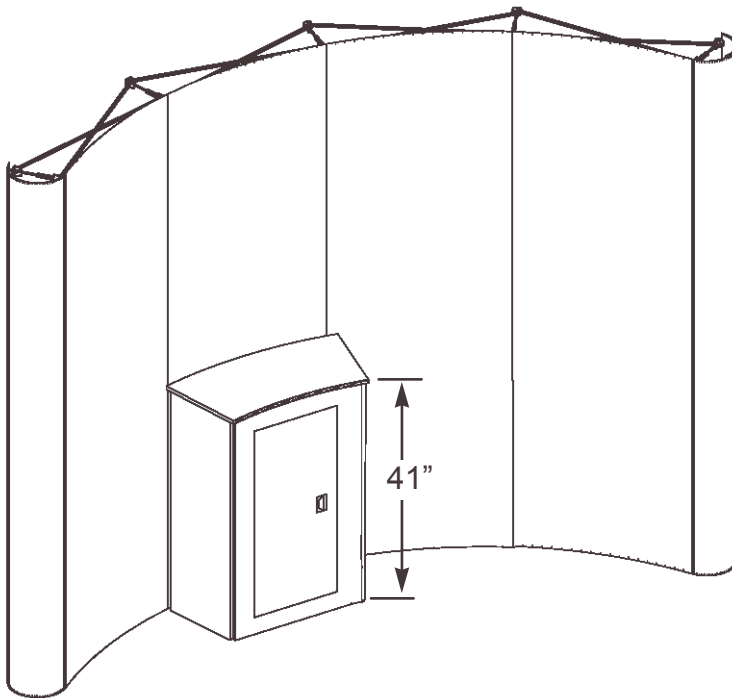


AACO1 KIT# 99-AC01 1 PIECE ARC ALCOVE COUNTER

Quantity	Part #		Description
2 ea	AASFAB	34-81010	side panel - fabric
1 ea	AADFAB	34-81000	door panel - fabric
1 ea	1AACL	34-70001	1pc arc countertop - laminate*
1 ea	RATB	23-10501	right table bracket
1 ea	LATB	23-10500	left table bracket

*1 Case required, not included in kit.
Pop-up sold separately.*

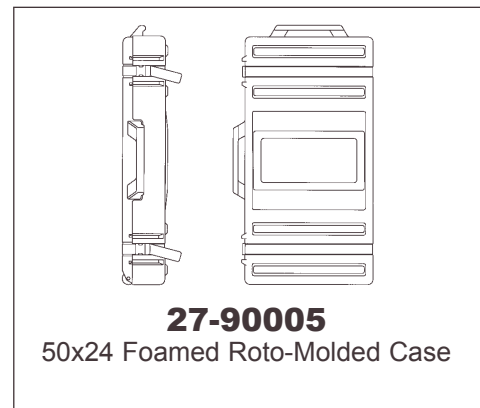
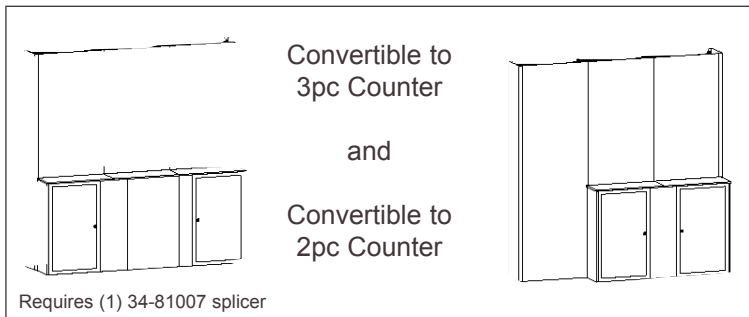
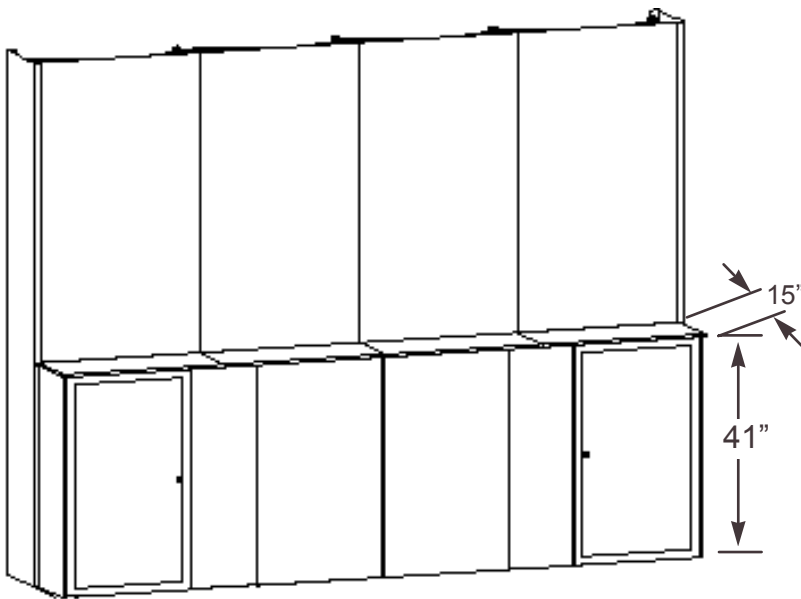
*Stock Laminate colors: Wilsonart #4810-60 Titanium EV
 Wilsonart #4623-60 Graphite Nebula



FAC04 KIT# 99-FAC04 4 PIECE FLAT ALCOVE COUNTER

Quantity	Part #		Description
2 ea	FASFAB	34-81010	side panel - fabric
2 ea	FADFAB	34-81000	door panel - fabric
2 ea	FAMFAB	34-81005	middle panel - fabric
2 ea	FAPFAB	34-81002	flat splicer panel - fabric
1 ea	4FACL	34-70008	4pc flat countertop - laminate*
1 ea	RATB	23-10501	right table bracket
4 ea	LATB	23-10500	left table bracket

*2 Cases required, not included in kit.
Pop-up sold separately. (Use with frame w/out feet only.)*



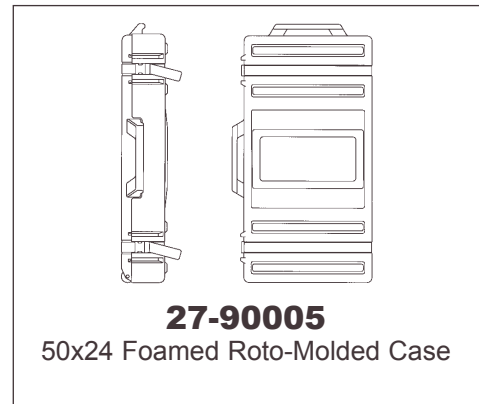
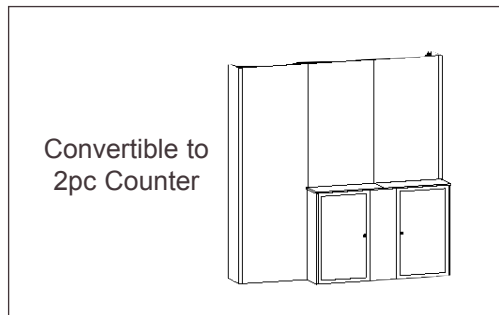
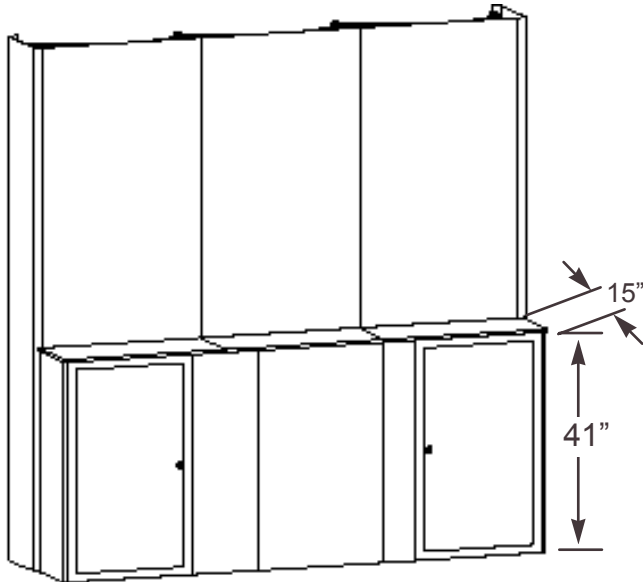
FAC03 KIT# 99-FAC03

3 PIECE FLAT ALCOVE COUNTER

Quantity	Part #		Description
2 ea	FASFAB	34-81010	side panel - fabric
2 ea	FADFAB	34-81000	door panel - fabric
1 ea	FAMFAB	34-81005	middle panel - fabric
1 ea	FAPFAB	34-81002	flat splicer panel - fabric
1ea	FANPFAB	34-81007	flat narrow splicer panel - fabric
1 ea	3FACL	34-70007	3pc flat countertop - laminate*
1 ea	RATB	23-10501	right table bracket
3 ea	LATB	23-10500	left table bracket

2 Cases required, not included in kit.

Pop-up sold separately. (Use with frame w/out feet only.)

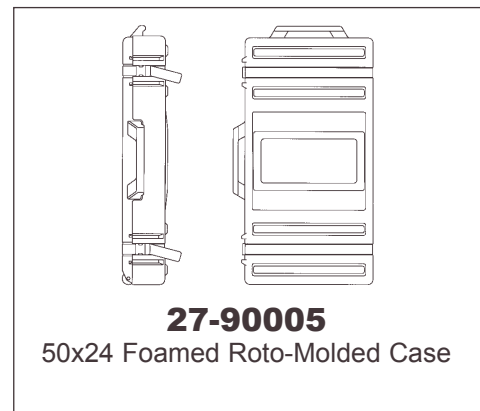
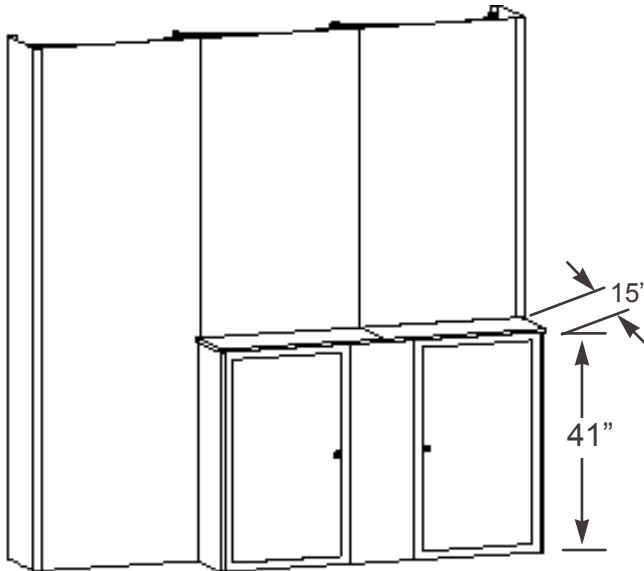


FAC02
KIT# 99-FAC02
2 PIECE FLAT ALCOVE COUNTER

Quantity	Part #		Description
2 ea	FASFAB	34-81010	side panel - fabric
2 ea	FADFAB	34-81000	door panel - fabric
1 ea	FAPFAB	34-81002	flat splicer panel - fabric
1 ea	2FACL	34-70006	2pc flat countertop - laminate*
1 ea	RATB	23-10501	right table bracket
2 ea	LATB	23-10500	left table bracket

1 Case required, not included in kit.
Pop-up sold separately. (Use with frame w/out feet only.)

*Stock Laminate colors: Wilsonart #4810-60 Titanium EV



FAC01 KIT# 99-FAC01

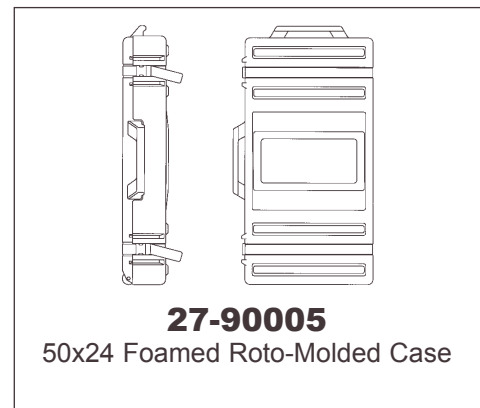
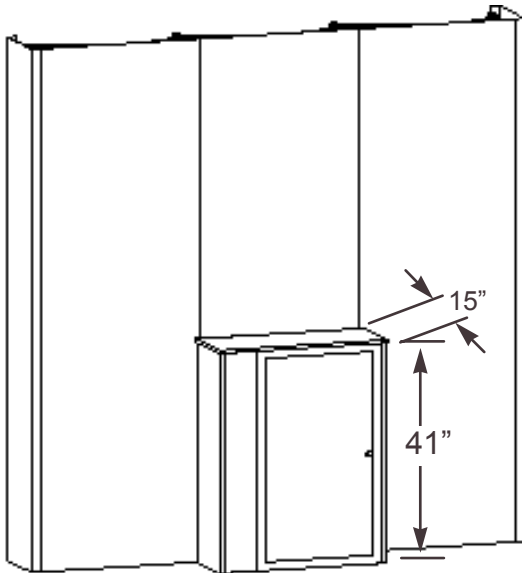
1 PIECE FLAT ALCOVE COUNTER

Quantity	Part #		Description
2 ea	FASFAB	34-81010	side panel - fabric
1 ea	FADFAB	34-81000	door panel - fabric
1 ea	FAPFAB	34-81007	flat narrow splicer panel - fabric
1 ea	1FACL	34-70006	1pc flat countertop - laminate*
1 ea	RATB	23-10501	right table bracket
1 ea	LATB	23-10500	left table bracket

1 Case required, not included in kit.

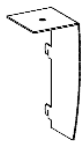
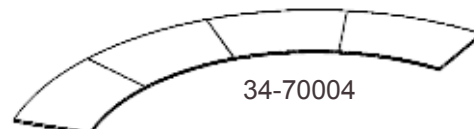
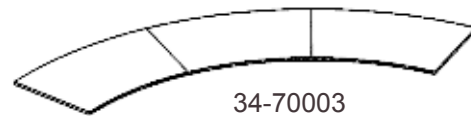
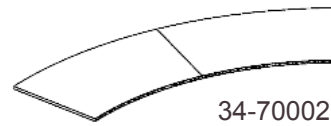

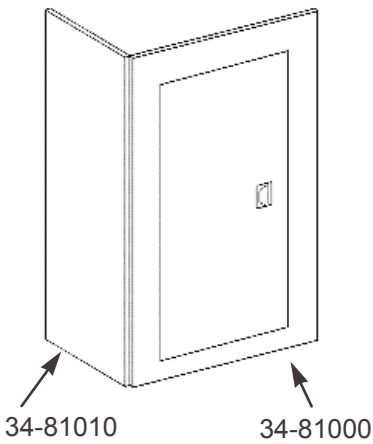
Pop-up sold separately. (Use with frame w/out feet only.)

*Stock Laminate colors: Wilsonart #4810-60 Titanium EV



ARC ALCOVE COUNTER COMPONENTS

Part #	Description
AADFAB 34-81000	door panel with fabric
AAMFAB 34-81005	middle panel with fabric
AASFAB 34-81010	side panel with fabric
1AACL 34-70001	1pc arc countertop with laminate*
2AACL 34-70002	2pc arc countertop with laminate*
3AACL 34-70003	3pc arc countertop with laminate*
FAACL 34-70004	4pc arc countertop with laminate*
LATB 23-10500	Left Table Bracket
RATB 23-10501	Right Table Bracket



23-10500

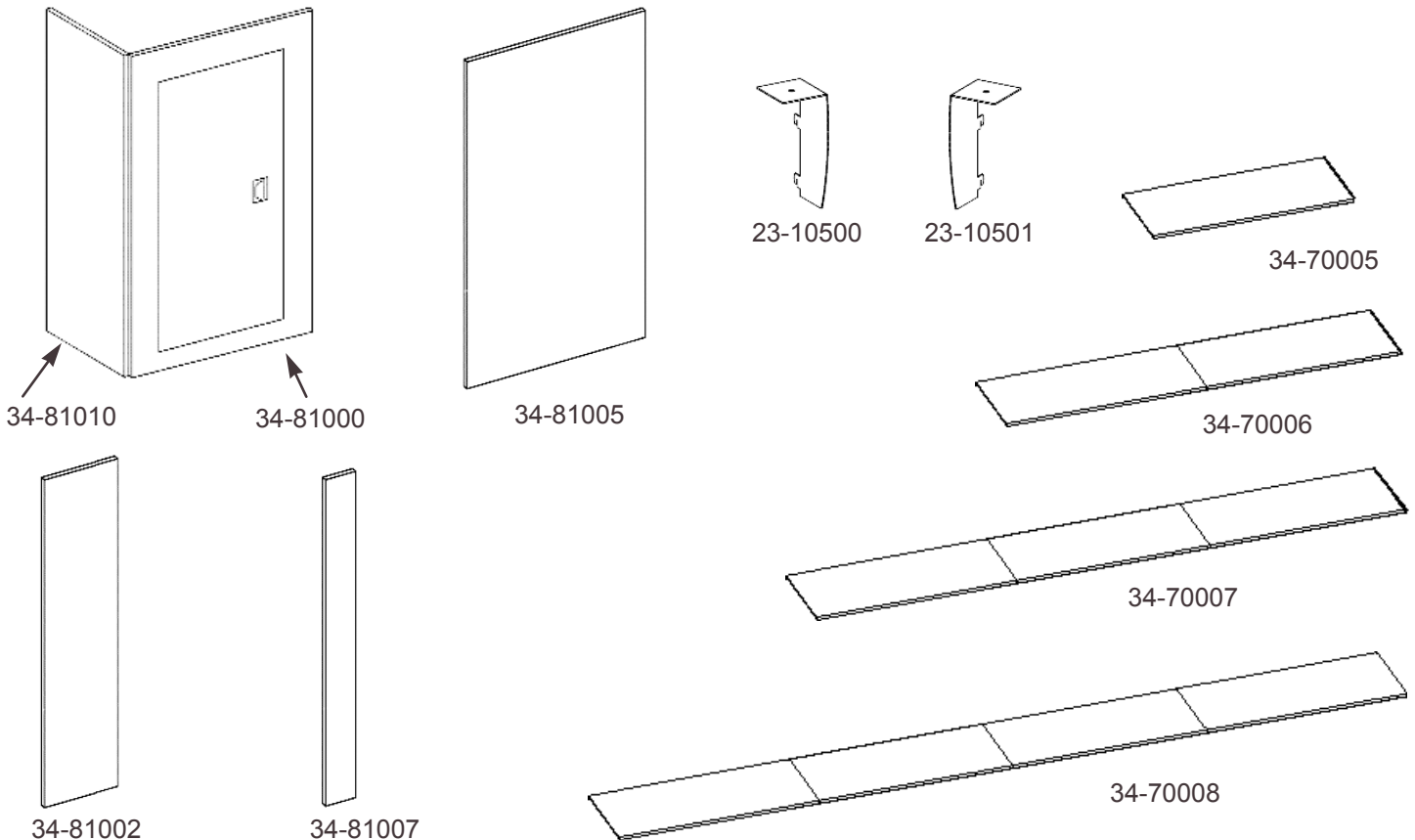


23-10501

FLAT ALCOVE COUNTER COMPONENTS

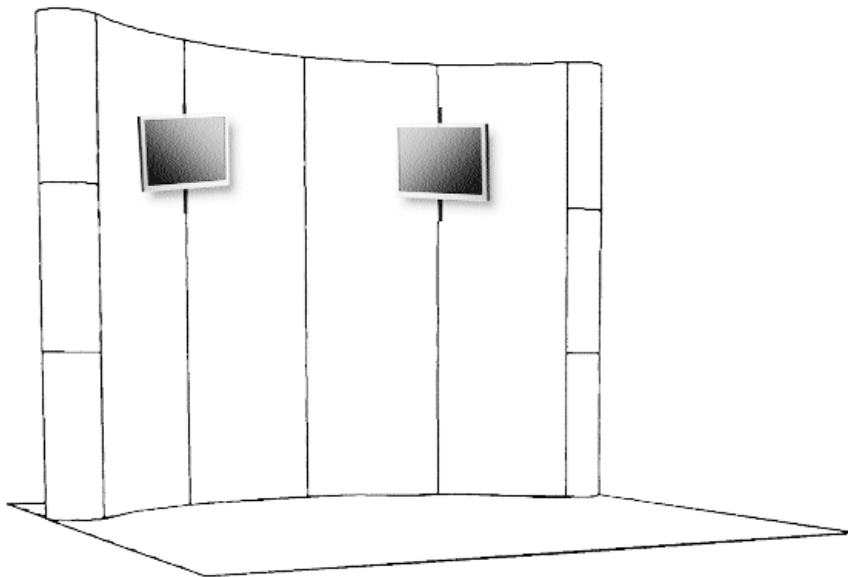
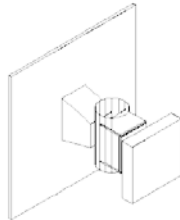
Part #	Description
FADFAB 34-81000	door panel with fabric
FAMFAB 34-81005	middle panel with fabric
FASFAB 34-81010	side panel with fabric
FAPFAB 34-81002	flat splicer panel with fabric
FANPFAB 34-81007	flat narrow splicer panel with fabric
1FACL 34-70005	1pc flat countertop with laminate*
2FACL 34-70006	2pc flat countertop with laminate*
3FACL 34-70007	3pc flat countertop with laminate*
4FACL 34-70008	4pc flat countertop with laminate*
LATB 23-10500	left table bracket
RATB 23-10501	right table bracket

*Stock Laminate colors: Wilsonart #4810-60 Titanium EV
 Wilsonart #4623-60 Graphite Nebula
 (Non-stock Laminate will incur an upcharge+ freight)

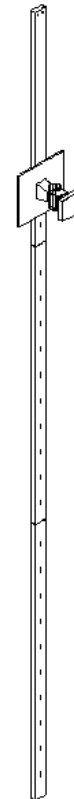


**FSMS1
10-50300**
FLAT SCREEN MONITOR SUPPORT

(For a 10ft arc frame only. No more than two per frame. Will require custom notched panels. Max monitor weight of 10lbs.)



(Backwall and Monitors sold separately)



(Channel Bar sold separately)

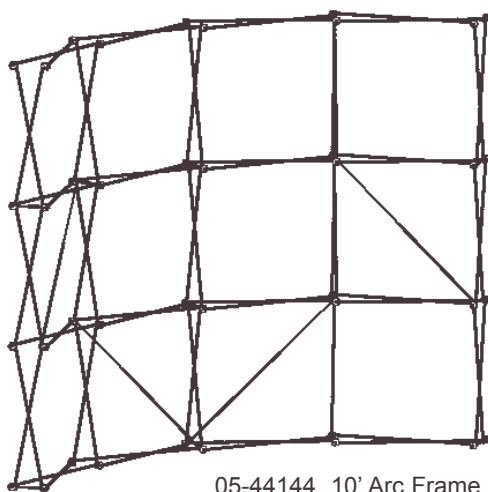
ARC FRAMES

Part #	Description (w x h)	Weight
AF43 05-4414	10' arc frame (4 x 3)	15 lbs.
AF43F 05-44150	10' arc frame w/feet (4 x 3)	16 lbs.
AF43C 05-44145	10' arc convertible frame (4 x 3)	16 lbs.
AF33 05-44125	8' arc frame (3 x 3)	11.6 lbs.
AF33F 05-44130	8' arc frame w/feet (3 x 3)	13.9 lbs.
AF32 05-44115	8' arc tabletop frame (3 x 2)	8 lbs.
AF32F 05-44120	8' arc tabletop frame w/feet (3 x 2)	10 lbs.
AF23 05-44100	6' arc frame (2 x 3)	8 lbs.
AF23F 05-44110	6' arc frame w/feet (2 x 3)	9 lbs.
AF22F 05-44095	6' arc tabletop frame w/feet (2 x 2)	6.6 lbs.
AF21F 05-44090	6' arc tabletop frame w/feet (2 x 1)	3.9 lbs.


FLAT FRAMES

FF43 05-44245	10' flat frame (4 x 3)	18 lbs.
FF43F 05-44250	10' flat frame w/feet (4 x 3)	23 lbs.
FF33 05-44215	8' flat frame (3 x 3)	12.4 lbs.
FF33F 05-44220	8' flat frame w/feet (3 x 3)	13.9 lbs.
FF23 05-44165	5' flat frame (2 x 3)	10 lbs.
FF23F 05-44170	5' flat frame w/feet (2 x 3)	11 lbs.
FF21 05-44021	5' flat frame (2x1)	3.9 lbs.
FF13 05-44040	30" flat frame (1 x 3)	5.5 lbs.
FF13F 05-44045	30" flat frame w/feet (1 x 3)	7 lbs.
FF13NH 05-44055	30" flat frame w/o horizontal "x" (1 x 3)	6 lbs.
FF13NHF 05-44060	30" flat frame w/o horizontal "x" w/feet (1 x 3)	6 lbs.
FB100F 44-00102	frame bag	1 lb.
FB100S 44-00108	small frame bag/shelf bag	1 lb.

*Other frame sizes available. Call for quotation.













05-44144 10' Arc Frame (4x3)



05-44245 10' Flat Frame (4x3)

CHANNEL BARS

	Part #	Description	Weight
	CB92	folding channel bar 92"	3 lbs.
	CB62	folding channel bar 62"	2.9 lbs.
	CB92H	double-hinged channel bar 92"	5.5 lbs.
	CB40	channel bar 40"	1.2 lbs.
	CB40M	channel bar 40" modified	1.2 lbs.
	CB33M	channel bar 33" modified w/fork	1 lb.
	CB33	channel bar 33"	1 lb.
	CB33E	extension channel bar 33" w/fork	1 lb.
			
			

92" (Front) 92" (Back) 92" hinged 62" 40" 40" MOD. 2PC HORIZ. 33" 33" W/FORK 33" EXT. W/FORK

ARC PANELS

Part #		Description	Weight
PA92	35-92000	92" arc front panel: 29 5/16" x 92 5/16"	5 lbs.
PA62	35-92045	62" arc front panel: 29 5/16" x 62 3/8"	5 lbs.
PA65	35-92050	65" continuous arc panel: 63 5/16" x 32 5/8"	5 lbs.
PA40	35-92075	40" arc front panel: 29 5/16" x 40"	2.4 lbs.
PAB92	35-92100	92" arc back panel: 33 7/16" x 92 5/16"	7 lbs.
PA92R	35-93150	92" arc radius end panel: 17" x 92 5/16"	5 lbs.
PA92E	35-93125	92" arc flat end panel: 11 15/16" x 92 5/16"	4.7 lbs.

Note: Extra channel bars are needed when ordering radius end panels

FLAT PANELS

PF92	35-94000	92" flat panel: 29 5/16" x 92 5/16"	5.5 lbs.
PF92R	35-93050	92" flat radius end panel: 29 5/16" x 92 5/16"	4.7 lbs.
PF92E	35-93175	92" flat/flat end panel: 13 11/16" x 92 5/16"	4.7 lbs.
PF9227	35-93180	92"x 27" flat/flat end panel: 27" x 92 5/16"	4.7 lbs.
PF92HR	35-94025	92" right flat half panel w/1" hinge: 14 27/32" x 92 5/16"	4 lbs.
PF92HL	35-94050	92" left flat half panel w/1" hinge: 14 27/32" x 92 5/16"	4 lbs.
PF65B	35-93415	65" flat bottom panel	3 lbs.
PF13ST	35-94125	1/3 top panel for internal shelf kit: 29 5/16" x 31 3/4"	2 lbs.
PF13SB	35-94150	1/3 bottom panel for internal shelf kit: 29 5/16" x 30"	2 lbs.
PF13SR	35-94175	1/3 back panel for internal shelf kit: 29 5/16" x 30 1/4"	2 lbs.
PF23SR	35-94225	2/3 back pnl for deluxe internal shelf kit: 29 5/16" x 47 1/2"	4 lbs.
PF16ST	35-94250	1/6 top pnl for deluxe internal shelf kit: 29 5/16" x 14 1/2"	2 lbs.
PF92S	35-94290	92" splicer pnl used w/hinged channel bar: 1 1/2" x 92 5/16"	4 lbs.
PF33E	35-94080	33" flat end panel: 33x27	2 lbs.
PF32	35-93435	32" flat front panel	2 lbs.

CONNECTING PANELS

CP9217	35-95000	17" connecting panel: 17" x 92 5/16"	5 lbs.
CP9210	35-95060	9 3/4" connecting panel: 9 3/4" x 92 5/16"	5 lbs.
CP9212	35-95075	11 1/2" connecting panel: 11 1/2" x 92 5/16"	6 lbs.
CP9236	35-95100	36" arc connecting panel: 35 23/32" x 92 5/16"	8 lbs.
		(need round case# 41-40005 to carry and store)	
CP9223L	35-95200	22 7/16" left connecting panel: 22 7/16" x 92 5/16"	6 lbs.
CP9223R	35-95225	22 7/16" "right connecting panel: 22 7/16" x 92 5/16"	6 lbs.

*Other panel sizes available. Call for quotation.

CUT OUTS AND INLAYS

Part #	Description
CUT OUT	30-39000
INLAY	30-39010

cut out charge
 inlay fabric stripe: one straight stripe of any size may be placed anywhere on the panel; price is for one stripe per panel or end cap.

TEXTURED BLACK PLASTIC END CAPS*

Part #	Description	Weight	
FC6B	35-98015	6pc black plastic end caps-(set)	6 lbs.
FC4B	35-98014	4pc black plastic end caps-(set)	4 lbs.
FC40B	35-98013	40" 2pc black plastic end caps-(set)	2 lbs.
FCTRB	33-31316	right top black plastic end cap	1 lb.
FCCRb	33-31314	right center black plastic end cap	1 lb.
FCBRb	33-31311	right bottom black plastic end cap	1 lb.
FCTLb	33-31315	left top black plastic end cap	1 lb.
FCCLb	33-31312	left center black plastic end cap	1 lb.
FCBLb	33-31310	left bottom black plastic end cap	1 lb.
FC40BR	33-31305	40" right black plastic end cap	1 lb.
FC40BL	33-31304	40" left black plastic end cap	1 lb.

FABRIC COVERED END CAPS*


FC6	35-98000	6pc fabric covered end caps-(set)	8.7 lbs.
FC6R	35-98002	3pc right fabric covered end caps	4.3 lbs.
FC6L	35-98001	3pc left fabric covered end caps	4.3 lbs.
FC4	35-98004	4pc fabric covered end caps-(set)	7.3 lbs.
FC4R	35-98009	2pc right fabric covered end caps	3.7 lbs.
FC4L	35-98010	2pc left fabric covered end caps	3.7 lbs.
FC40	35-98008	40" 2pc fabric covered end caps-(set)	3.6 lbs.
FC40R	35-98100	40" right fabric covered end cap	1.8 lbs.
FC40L	35-98102	40" left fabric covered end cap	1.8 lbs.

*End caps may only be used on arc frames

FABRIC REPLACEMENT PANELS

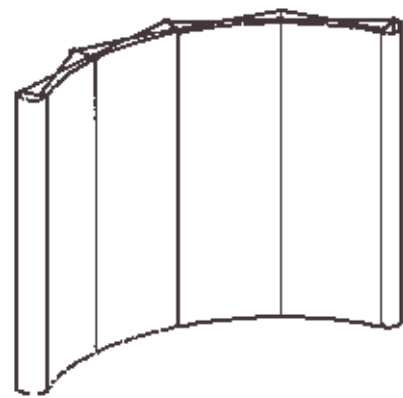
STYLES

MFG



Matches original manufacturer's style with top and bottom strip exposed.

NEW



New Style with fabric extending from top to bottom.

FABRIC PANELS AND STRIP OPTIONS

Stock fabrics: Premier: Lava, Steel, Charcoal, Monarch, Pacific, Indigo. Regal: Carbon. Other colors may be available - contact customer service for availability.

Non-stock fabrics: Please call for pricing on non-stock fabrics. Standard lead-times will not apply for non-stock fabrics.

When ordering replacement panels, please specify the panel manufacturer, panel type, panel dimensions and new or manufactured style. **i.e. "manufacturer's name", front arc panel, 29 7/16" x 92 3/4", manufactured style.**

When ordering top and bottom strips (hanger bars and kick plates) for photo panels, please specify the panel manufacturer, panel type, strip width and new or manufactured style. **i.e. "manufacturer's name", arc end panel, 14 1/2" wide, new style.**

If Display Structures has not replicated a specific panel, top or bottom strip, you may be asked to send a sample panel or strip for us to work from. Once we have the panel or strip, we will decide if the panel or strip can be replicated. Display Structures does not guarantee any fabric panel or top/bottom strip will be replicated.

REPLACEMENT PANELS

Part #	Description	Weight
PA92CUST 35-92003	92" arc front panel	5 lbs.
PA62CUST 35-92046	62" arc front panel	5 lbs.
PA65CUST 35-92050	65" continuous panel	5 lbs.
PA40CUST 35-92076	40" arc front panel	2.4 lbs.
PA92RCUST 35-93052	92" arc radius end panel	5 lbs.
PA62RCUST 35-93076	62" arc radius end panel	5 lbs.
PA40RCUST 35-93103	40" arc radius end panel	2.4 lbs.
PAB92CUST 35-92103	92" arc back panel	5 lbs.
PAB62CUST 35-92128	62" arc back panel	5 lbs.
PAB40CUST 35-92151	40" arc back panel	2.4 lbs.
PF92CUST 35-94002	92" flat panel	5 lbs.

***Note: When ordering panels please specify manufacturer and style (NEW or MFG).**
 - A drawing of the panel will be faxed to you and it has to be approved and faxed back to us before the order can be processed.
 - Panels by other manufacturers not on file at Display Structures may incur custom fees.

TOP AND BOTTOM STRIPS (TAPED)

FBPTS-NEW 31-501	front/back panel top strip - NEW style
FBBPS-NEW 31-511	front/back panel bottom strip - NEW style
FBPTS-MFG 31-506	front/back panel top strip - MFG style
FBBPS-MFG 31-516	front/back panel bottom strip - MFG style
EPTS-NEW 31-521	end panel top strip - NEW style
EPBS-NEW 31-531	end panel bottom strip - NEW style
EPTS-MFG 31-526	end panel top strip - MFG style
EPBS-MFG 31-536	end panel bottom strip - MFG style

***Note: when ordering top and bottom strips, please specify the panel manufacturer, panel type, strip width and MFG or NEW style. i.e. "manufacturer's name" arc end panel, 14 1/2" wide, MFG style.**

PANEL COMPONENTS

Part#		Description
31FAB	31-000	31.5" fabric with adhesive (sold per foot w/limitedcolors)
63FAB	31-200	63" fabric - no adhesive (sold per yard w/7 yd. min. for nonstock fabric)
36FAMLAM	31-600	stock fabric laminated to lexan - up to 36" wide (sold per footw/3 ft. min.)
63FABLAM	31-602	non-stock fabric laminated to lexan - up to 36" wide (sold per foot w/3 ft. min.)
CUSTFABLAM	31-604	customer's fabric laminated to lexan - up to 36" wide (sold per foot w/3 ft. min.)
note: we reserve to the right to refuse to laminate flawed, creased or damaged fabric.		
17LEX	31-700	17 mil lexan - up to 36" wide (sold per foot w/3 ft. min.)
MAG12A	30-31011	magnetic strip - "A" @ 1/2" x 100' roll (sold per roll)
MAG12B	30-31012	magnetic strip - "B" @ 1/2" x 100' roll (sold per roll)
58LOOP	30-31026	5/8" black loop Velcro - (sold in 75' roll w/adhesive)
58HOOK	30-31025	5/8" black hook Velcro - (sold in 75' roll w/adhesive)
26STIFF	31-4040	26.75" fiberglass stiffeners with velcro for flat panels
CUT OUT	30-39000	cut out charge
INLAY	30-39010	inlay straight stripe per panel, end cap, per stripe
NONSTOCKFAB	30-39015	non-stock fabric charge
REFURB	30-39001	refurbishing per panel
RUSH	30-39020	rush order charge - 25% of total order
CUSTOMDRAW	30-39002	custom drawing fee
LABOR	03-70000	labor/hardware

BAGS

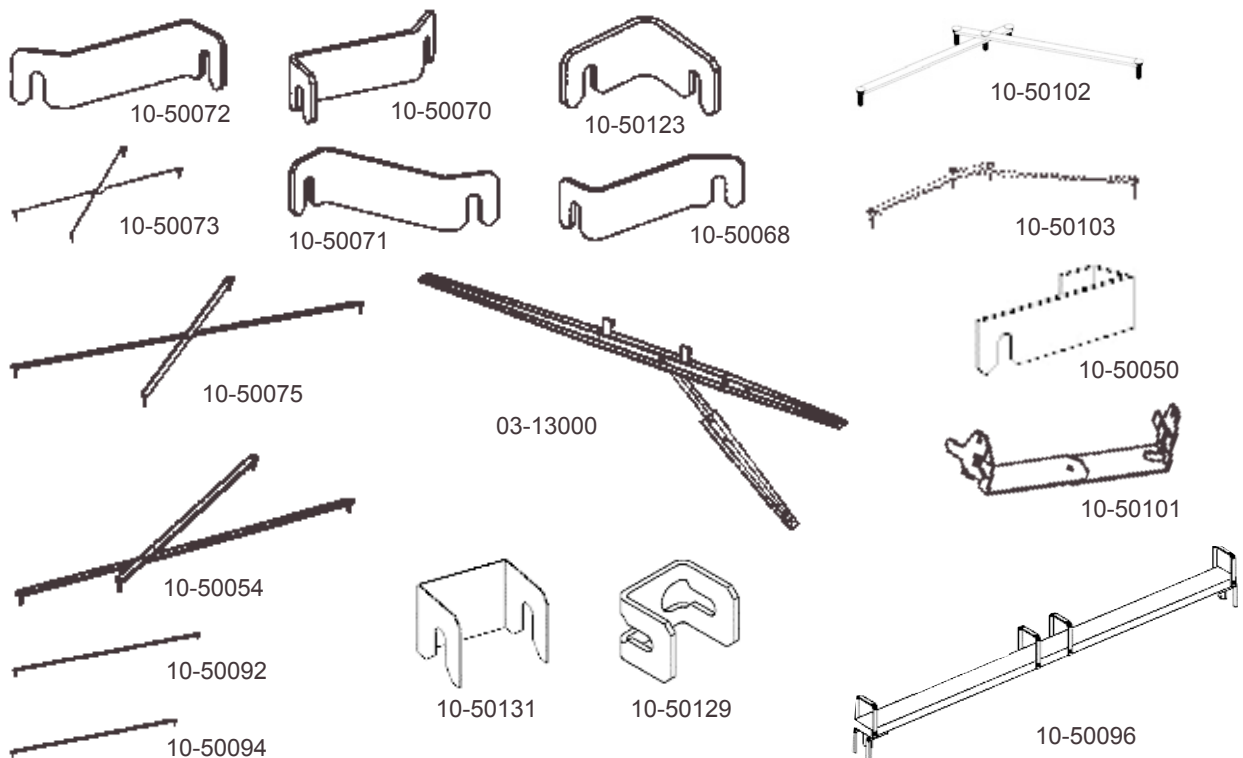
Part#		Description
FB100F	44-00102	frame bag
FB100B	44-00104	bracket bag
FB100S	44-00108	shelf bag
FB100V	44-00112	oval counter bag
FB100I	44-00114	instruction bag

BRACKETS AND SCISSORS

Part #	Description	Weight
BA180	10-50101 arc island connecting bracket	3 lb.
B16GW	10-50102 16' gullwing connecting scissor bracket	1 lb.
B20GW	10-50103 20' gullwing connecting scissor bracket	1 lb.
BF90	10-50123 flatwall 90° connecting bracket	1 lb.
BAF10R	10-50068 right 10' arc to flat bracket	2 lb.
BAF10L	10-50070 left 10' arc to flat bracket	2 lb.
BAF8L	10-50071 left 8' arc to flat bracket	2 lb.
BAF8R	10-50072 right 8' arc to flat bracket	2 lb.
BASERP	10-50073 serpentine scissor bracket	5 lb.
BFFLAT	10-50075 flatwall scissor bracket	5 lb.
BAJ	10-50050 "J" bracket	5 lb.
BF4750L	10-50054 left 27" scissor bracket (use w/#99-4750)	5 lb.
BF4750R	10-50055 right 27" scissor bracket (use w/#99-4750)	5 lb.
BLR8	10-50092 L/R 8' arc to flat bracket support	25 lb.
BLR10	10-50094 L/R 10' arc to flat bracket support	25 lb.
BF122M	10-50129 mod. flat/flat connector	25 lb.
BF122CB	10-50131 flat /flat channel bar connector	25 lb.
BF3000	10-50096 flat /flat frame bridge	3 lb.

FEET

FT10F 03-13000 folding foot for the flat frame 7 lb.

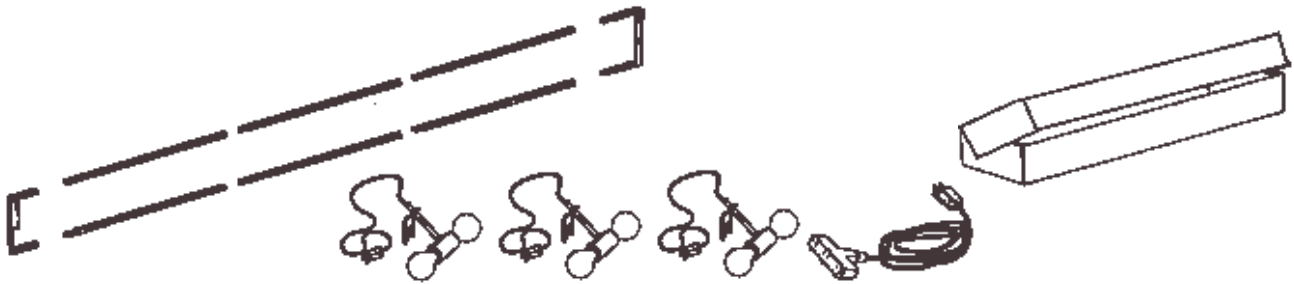


HAF10B KIT# 17-85003

10' FLAT BACKLIT HEADER KIT/FOR ARC FRAME

Quantity	Part #		Description
1 ea	HAF10	10-60050	10' flat header frame w/bag
3 ea	HL10FK	17-17010	dual incandescent light fixture/75W
1 ea	LI200X	17-17002	8' 3-way electrical cord
1 ea	LBX	17-17039	light box

Total shipping weight: -- lbs.



HAF8B KIT# 17-85002

8' FLAT BACKLIT HEADER KIT/FOR ARC FRAME

Quantity	Part #		Description
1 ea	HFF8	10-60040	8' flat header frame w/bag
2 ea	HL10FK	17-17010	dual incandescent light fixture/75W
1 ea	LI200X	17-17002	8' 3-way electrical cord
1 ea	LBX	17-17039	light box

Total shipping weight: -- lbs.




AFF8B KIT# 17-85010

8' FLAT, FLAT FRAME BACKLIT HEADER KIT

Quantity	Part #		Description
1 ea	HFF8	10-60060	8' flat, flat header frame w/bag
2 ea	DI75FX	17-17010	dual 75 watt incandescent light fixture
1 ea	LI200X	17-17002	8', 3-way electrical cord
1 ea	LBX	17-17039	light box

Total shipping weight: 11 lbs.

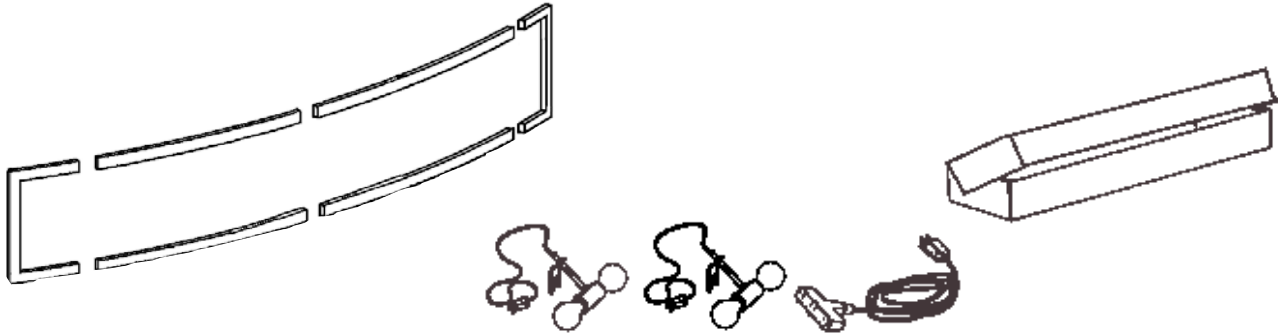


ACA8B KIT# 17-80040

8' CONVEX BACKLIT HEADER KIT/FOR ARC FRAME

Quantity	Part #		Description
1 ea	HAF8	10-70040	8' convex header frame w/bag
2 ea	HL10FK	17-17010	dual incandescent light fixture/75W
1 ea	LI200X	17-17002	8' 3-way electrical cord
1 ea	LBX	17-17039	light box

Total shipping weight: 11 lbs.

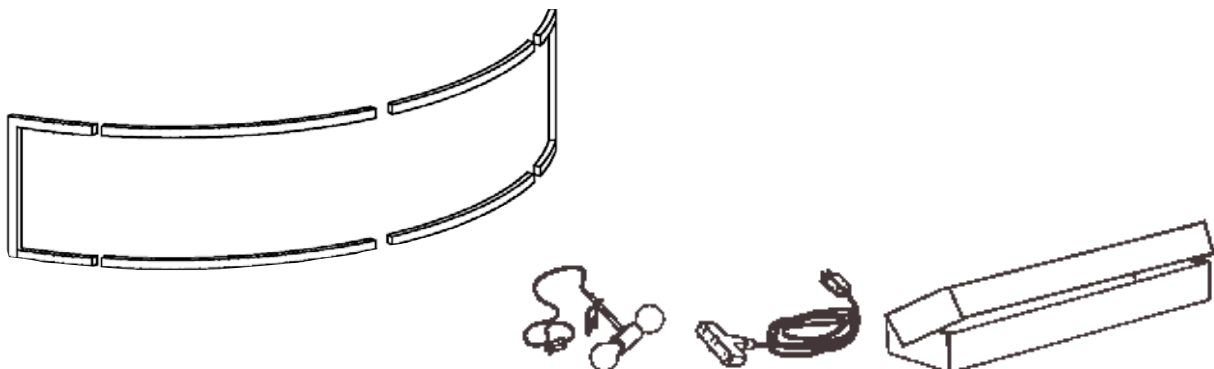


HCA6B KIT# 17-80030

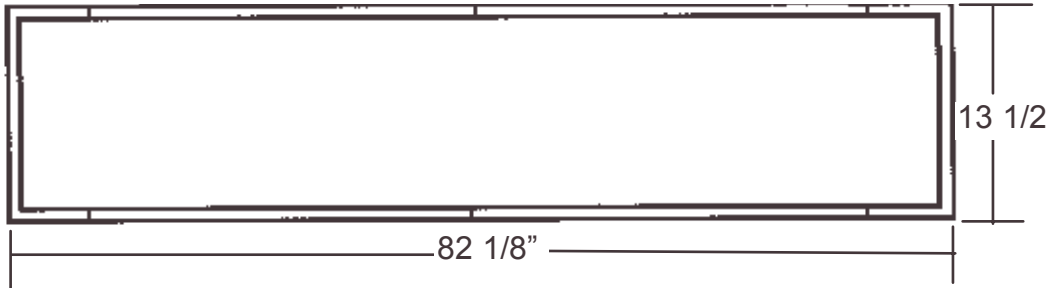
6' CONVEX BACKLIT HEADER KIT/FOR ARC FRAME

Quantity	Part #		Description
1 ea	HCA6	10-70030	6' convex header frame w/bag
1 ea	HL10FK	17-17010	dual incandescent light fixture/75W
1 ea	LI200X	17-17002	8' 3-way electrical cord
1 ea	LBX	17-17039	light box

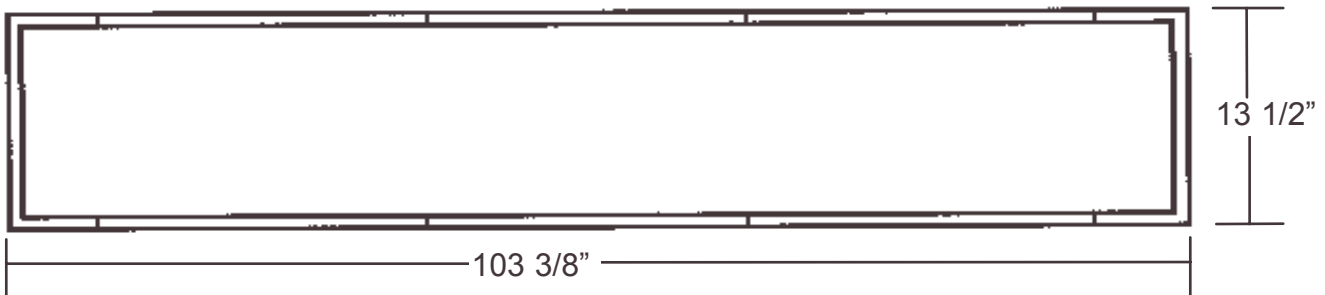
Total shipping weight: 8 lbs.



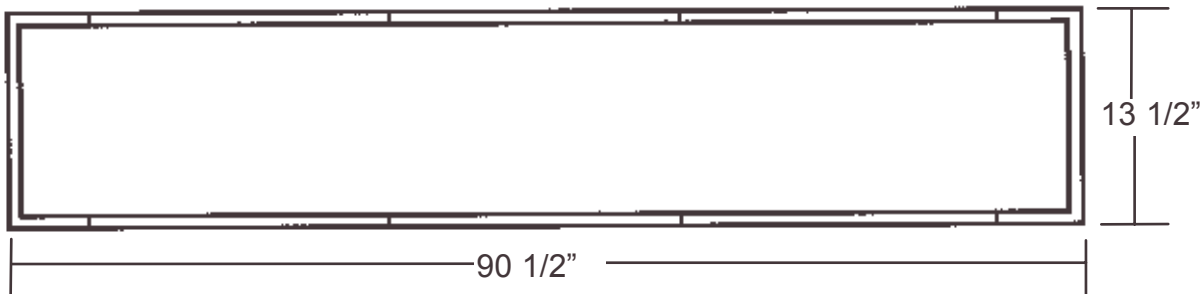
HAF8 #10-60040 - 8' Flat Header, For Arc Frame



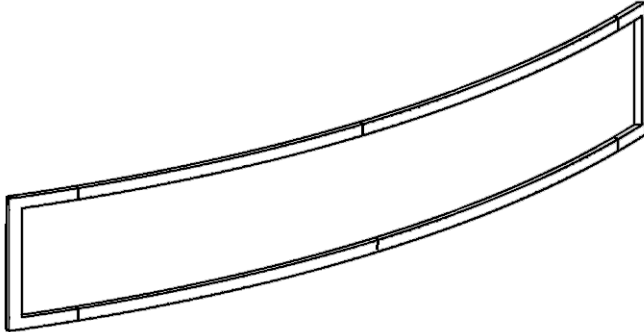
HAF10 #10-60050 - 10' Flat Header, For Arc Frame



HFF8 #10-60060 - 8' Flat Header, For Flat



8' Convex Header/For Arc Frame HCA8 #10-70040



Front Graphic Dimension =
84 7/8" wide x 13 1/2" tall

6' Convex Header/For Arc Frame HCA6 #10-70030

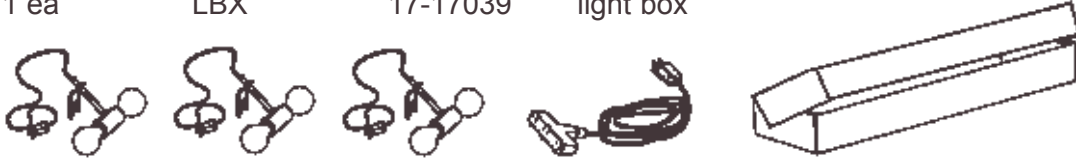


Front Graphic Dimension =
61 3/4" wide x 13 1/2" tall

HL10FK KIT# 17-70010

10' FLAT HEADER LIGHT KIT

Quantity	Part #		Description
3 ea	DI75FX	17-17010	dual incandescent light fixture/75W
1 ea	LI200X	17-17002	8' 3-way electrical cord
1 ea	LBX	17-17039	light box



HL8FCK KIT# 17-70008

8' FLAT & 8' CONVEX HEADER LIGHT KIT

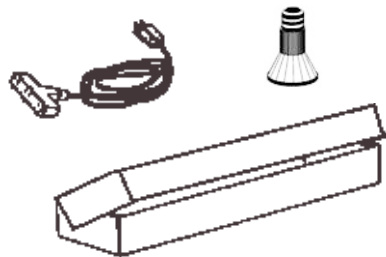
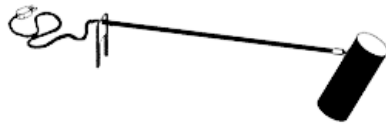

Quantity	Part #		Description
2 ea	DI75FX	17-17010	dual incandescent light fixture/75W
1 ea	LI200X	17-17002	8' 3-way electrical cord
1 ea	LBX	17-17039	light box





LI75K2 KIT# 17-17012

LONG-STEM SPOTLIGHT KIT-75W (BLACK)



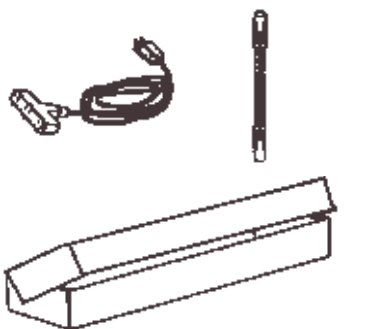
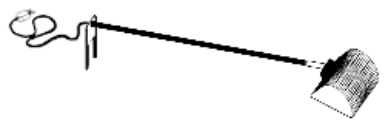
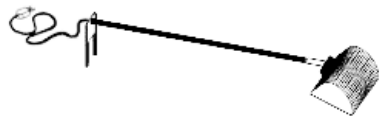
Quantity	Part #	Description
2 ea	LI75 17-17005	long-stem spotlight/75W
1 ea	LI200X 17-17002	8' 3-way electrical cord
1 ea	75HB 17-17001	75 watt halogen light bulb
1 ea	LBX 17-17039	light box

Total shipping weight: 6.4 lbs.

*THESE LIGHTS MEET SPECIFICATIONS OF THE LAS VEGAS CONVENTION CENTER

LH100K2 KIT# 17-17015

LONG-STEM HALOGEN LIGHT KIT-200W(BLACK)

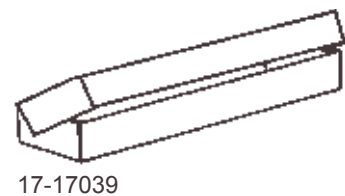
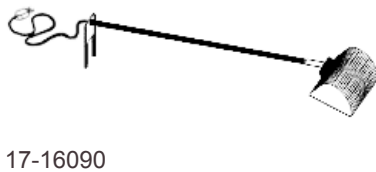
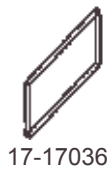
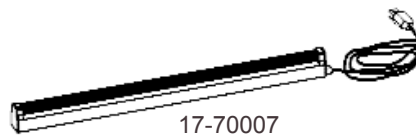



Quantity	Part #	Description
2 ea	LH200 17-16090	long-stem halogen light/200W
1 ea	LI200X 17-17002	8' 3-way electrical cord
1 ea	200HB 17-17035	200 watt halogen light bulb
1 ea	LBX 17-17039	light box

Total shipping weight: 6.4 lbs.

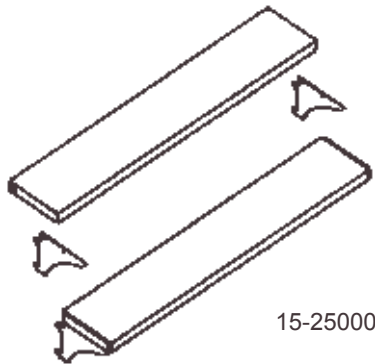
LIGHT COMPONENTS

Part #	Description	Weight
200HB	200W halogen lightbulb	.03 lb.
75HB	75W halogen lightbulb	.03 lb.
200LC	halogen lens cover for 200W 2" x 4"	.4 lb.
LH200	single long-stem halogen light (200W)	2 lbs.
LI75	single long-stem spotlight (75W)	2 lbs.
LI200X	8' 3-way electrical cord	1.3 lbs.
DI75FX	dual incandescent light fixture/75W	1.2 lbs.
LBX	light box	.6 lb.
FL7529	29" flourescent light/slimline	1 lb.

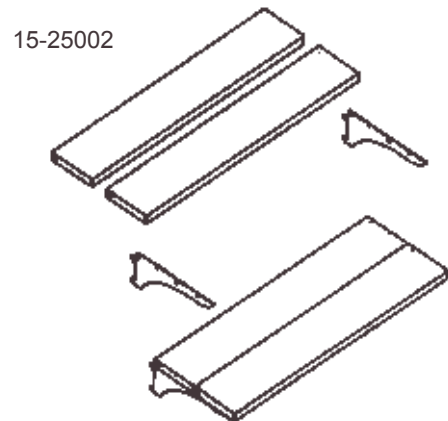


SA1K
KIT# 15-25000
 ARC FRAME SINGLE SHELF KIT

Quantity	Part #	Description
1 ea	SAFS 12-50014	black standard shelf(arc/flat)
2 ea	SASB 10-50026	single shelf bracket
1 ea	FB100S 44-00108	small frame bag/shelf bag



Total shipping weight: 1.3 lbs.



SA2K
KIT# 15-25002
 ARC FRAME DOUBLE SHELF KIT

Quantity	Part #	Description
2 ea	SAFS 12-50014	black standard shelf(arc/flat)
2 ea	SADB 10-50023	double shelf bracket
1 ea	FB100S 44-00108	small frame bag/shelf bag


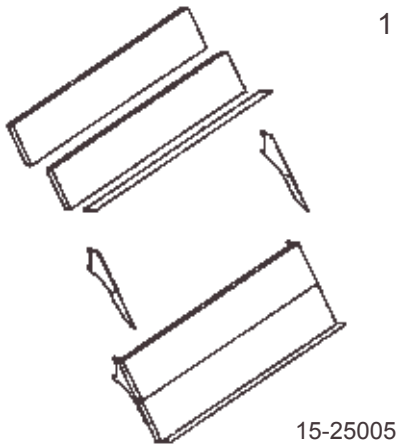
Total shipping weight: 2.3 lbs.

SALK KIT# 15-25005

ARC FRAME LITERATURE SHELF KIT

Quantity	Part #	Description
2 ea	SAFS 12-50014	black standard shelf(arc/flat)
2 ea	SALB 10-50015	literature shelf bracket
1 ea	SALS 10-50030	single literature strip
1 ea	FB100S 44-00108	small frame bag/shelf bag

Total shipping weight: 2.6 lbs.



SADK2 KIT# 15-25014

8' ARC FRAME DOUBLE CONTINUOUS SHELF KIT

Quantity	Part #	Description
3 ea	SACS1 12-50010	black continuous shelf row 1
3 ea	SACS2 12-50012	black continuous shelf row 2
4 ea	SACDB 10-50025	double continuous shelf brackets
2 ea	FB100S 44-00108	small frame bag/shelf bag

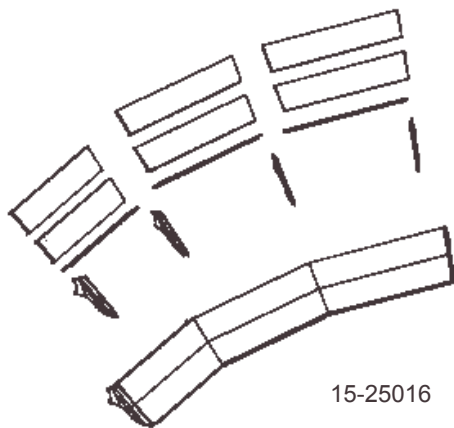
Total shipping weight: 6.6 lbs.

SACKL2 KIT# 15-25016

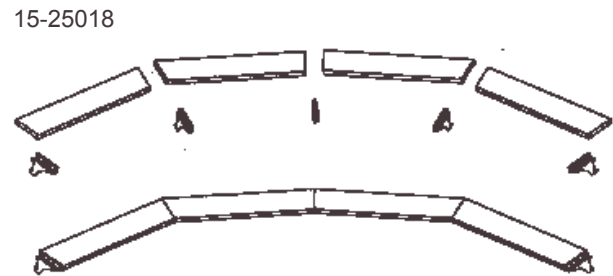
8' ARC FRAME DOUBLE CONTINUOUS LITERATURE SHELF KIT

Quantity	Part #		Description
3 ea	SACL1	12-50017	black continuous literature shelf row 1
3 ea	SACL2	12-50018	black continuous literature shelf row 2
4 ea	SACLB	10-50027	continuous literature shelf brackets
3 ea	SACLS	10-50029	continuous literature strip
2 ea	FB100S	44-00108	small frame bag/shelf bag

Total shipping weight: 7.3 lbs.



15-25016



15-25018

SACSK KIT# 15-25018

10' ARC FRAME SINGLE CONTINUOUS SHELF KIT

Quantity	Part #		Description
4 ea	SACS1	12-50010	black single shelf row 1
5 ea	SACSB	10-50024	single continuous shelf brackets
1 ea	FB100S	44-00108	small frame bag/shelf bag

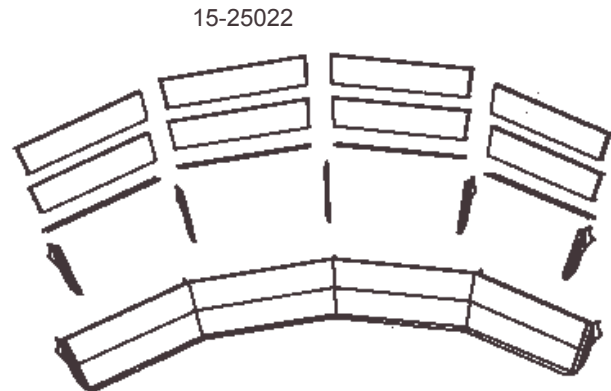
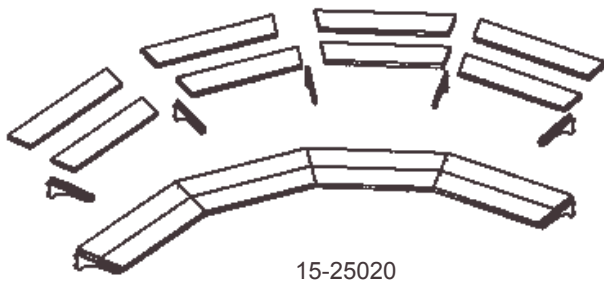
Total shipping weight: 4.3 lbs.

SACSK2 KIT# 15-25020

10' ARC FRAME DOUBLE CONTINUOUS SHELF KIT

Quantity	Part #	Description
4 ea	SACS1 12-50010	black single shelf row 1
4 ea	SACS2 12-50012	black single shelf row 2
5 ea	SACDB 10-50025	double continuous shelf brackets
2 ea	FB100S 44-00108	small frame bag/shelf bag

Total shipping weight: 8.6 lbs.



SACKL KIT# 15-25022

10' ARC FRAME CONTINUOUS LITERATURE SHELF KIT

Quantity	Part #	Description
4 ea	SACL1 12-50017	black continuous literature shelf row 1
4 ea	SACL2 12-50018	black continuous literature shelf row 2
5 ea	SACLB 10-50027	continuous literature shelf brackets
4 ea	SACLS 10-50029	continuous literature strip
2 ea	FB100S 44-00108	small frame bag/shelf bag

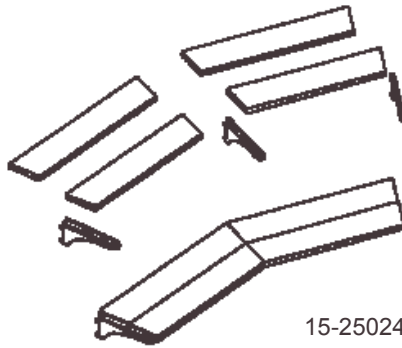
Total shipping weight: 9.5 lbs.

SACK2 KIT# 15-25024

10' ARC FRAME DOUBLE CONTINUOUS SHELF KIT
(1/2 KIT - 2 PANELS WIDE)

Quantity	Part #	Description
2 ea	SACS1 12-50010	black single shelf row 1
2 ea	SACS2 12-50012	black single shelf row 2
3 ea	SACDB 10-50025	double continuous shelf brackets
1 ea	FB100S 44-00108	small frame bag/shelf bag

Total shipping weight: 4.5 lbs.




SACKL2 KIT# 15-25026

10' ARC FRAME DOUBLE CONTINUOUS
LITERATURE SHELF KIT (1/2 KIT - 2 PANELS WIDE)

Quantity	Part #	Description
2 ea	SACL1 12-50017	black continuous literature shelf row 1
2 ea	SACL2 12-50018	black continuous literature shelf row 2
3 ea	SACLB 10-50027	continuous literature shelf brackets
2 ea	SACLS 10-50029	continuous literature strip
1 ea	FB100S 44-00108	small frame bag/shelf bag

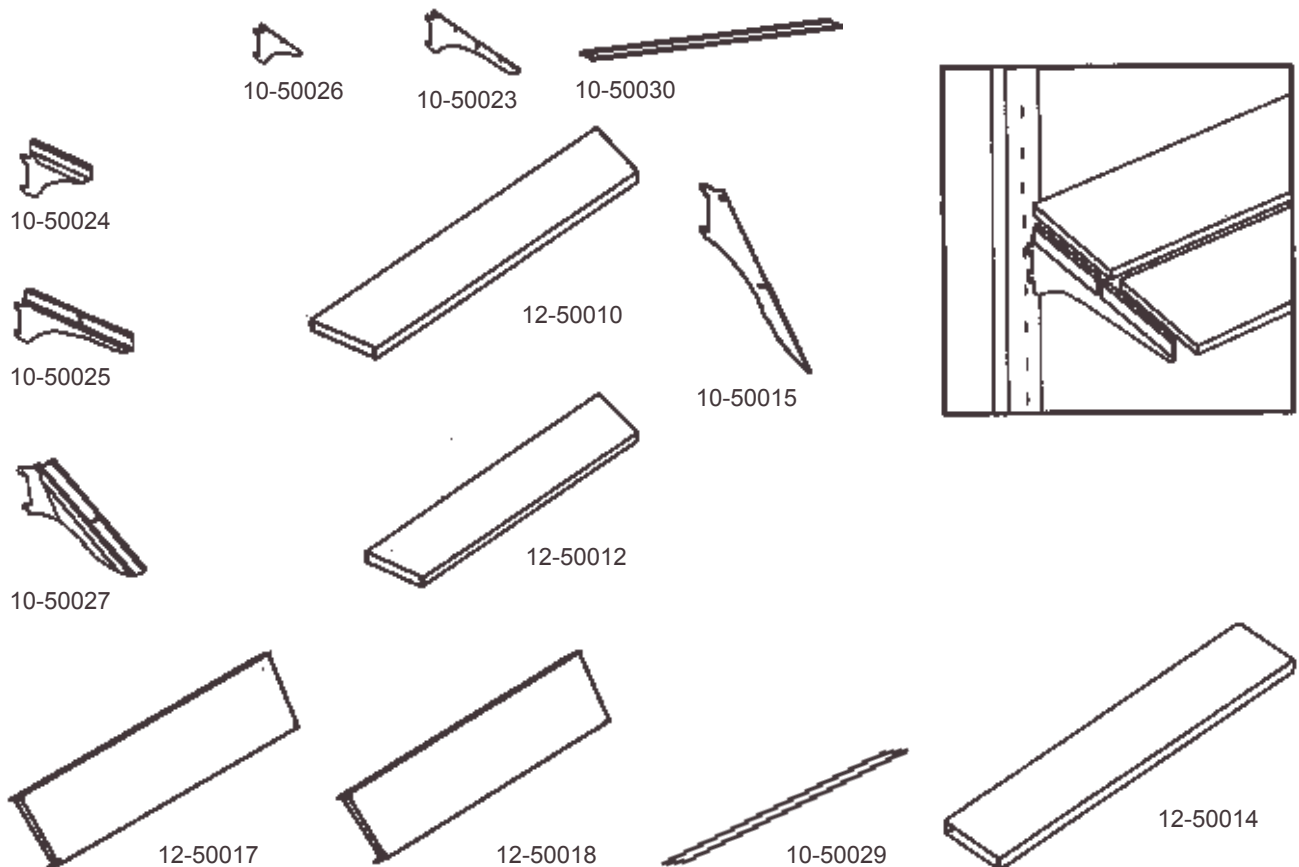
Total shipping weight: 5 lbs.

15-25026



ARC FRAME SHELVING COMPONENTS

Part #	Description	Weight	
SAFS	12-50014	black single shelf(arc/flat)	.9 lb.
SASB	10-50026	single shelf bracket	.2 lb.
SADB	10-50023	double shelf bracket	.3 lb.
SALB	10-50015	literature shelf bracket	.2 lb.
SALS	10-50030	single literature strip	.3 lb.
SACS1	12-50010	black continuous shelf row 1	.8 lb.
SACS2	12-50012	black continuous shelf row 2	.8 lb.
SACSB	10-50024	single continuous shelf bracket	.2 lb.
SACDB	10-50025	double continuous shelf bracket	.4 lb.
SACL1	12-50017	blk continuous literature shelf row 1	.8 lb.
SACL2	12-50018	blk continuous literature shelf row 2	.8 lb.
SACLB	10-50027	continuous literature shelf bracket	.5 lb.
SACLS	10-50029	continuous literature strip	.1 lb.
FB100S	44-00108	small frame bag/shelf bag	1 lb.

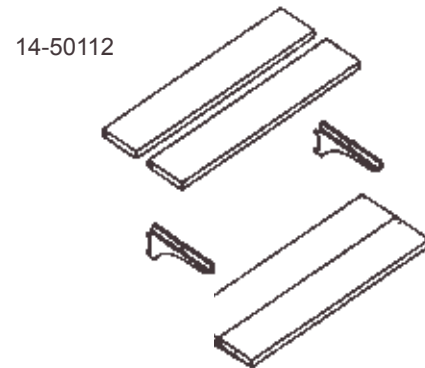
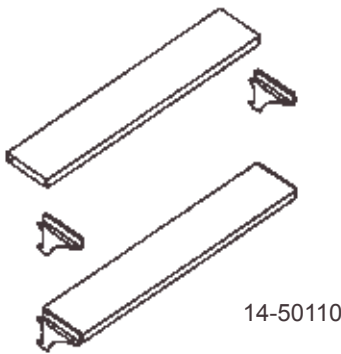


SF1K KIT# 14-50110

FLAT FRAME SINGLE SHELF KIT

Quantity	Part #	Description
1 ea	SAFS 12-50014	black single shelf(arc/flat)
2 ea	SACSB 10-50024	single continuous shelf bracket
1 ea	FB100S 44-00108	small frame bag/shelf bag

Total shipping weight: 2.2 lbs.



SF2K KIT# 14-50112

FLAT FRAME DOUBLE SHELF KIT

Quantity	Part #	Description
2 ea	SAFS 12-50014	black single shelf(arc/flat)
2 ea	SACDB 10-50025	double continuous shelf bracket
1 ea	FB100S 44-00108	small frame bag/shelf bag


Total shipping weight: 3.1 lbs.

SFLK KIT# 14-50114

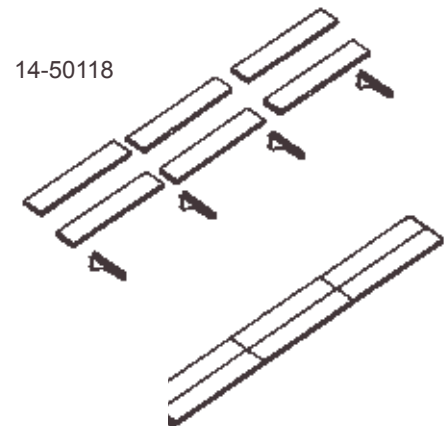
FLAT FRAME LITERATURE SHELF KIT

Quantity	Part #		Description
2 ea	SAFS	12-50014	black single shelf(arc/flat)
2 ea	SACLB	10-50027	continuous literature shelf bracket
1 ea	SALS	10-50030	single literature strip
1 ea	FB100S	44-00108	small frame bag/shelf bag

Total shipping weight: 3.6 lbs.



14-50114



14-50118

SFLK2 KIT# 14-50118

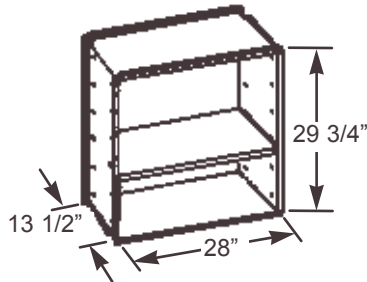
FLAT FRAME DOUBLE CONTINUOUS SHELF KIT

Quantity	Part #		Description
6 ea	SAFS	12-50014	black single shelf(arc/flat)
4 ea	SACDB	10-50025	double continuous shelf bracket
2 ea	FB100S	44-00108	small frame bag/shelf bag

Total shipping weight: 8 lbs.

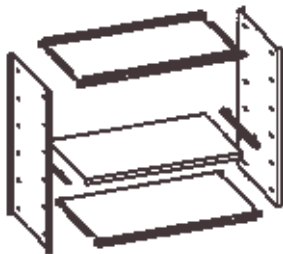
SFIK KIT# 14-50100

FLAT FRAME INTERNAL SHELF KIT



Quantity	Part #	Description
2 ea	SFLSW 12-50108	lower side wall
2 ea	SFBTS 12-50105	top or bottom shelf
1 ea	SFIS 10-50110	internal shelf
1 ea	SFISB 10-50112	internal shelf bracket (set of 2)

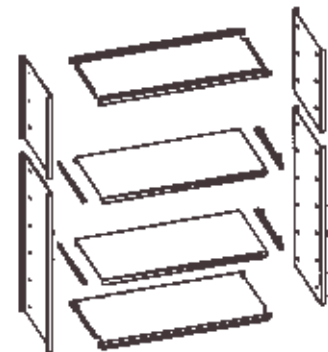
Total shipping weight: 12.6 lbs.



14-50100

*Note: if frame does not have panels on the back side, (2) 33" channel bars are required.

14-50102



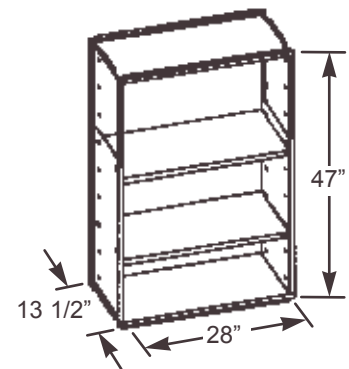
SFIKD KIT# 14-50102

FLAT FRAME DELUXE INTERNAL SHELF KIT

Quantity	Part #	Description
2 ea	SFLSW 12-50108	lower side wall
2 ea	SFUSW 12-50114	upper side wall
2 ea	SFBTS 12-50105	top or bottom shelf
2 ea	SFIS 10-50110	internal shelf
2 ea	SFISB 10-50112	internal shelf bracket (set of 2)

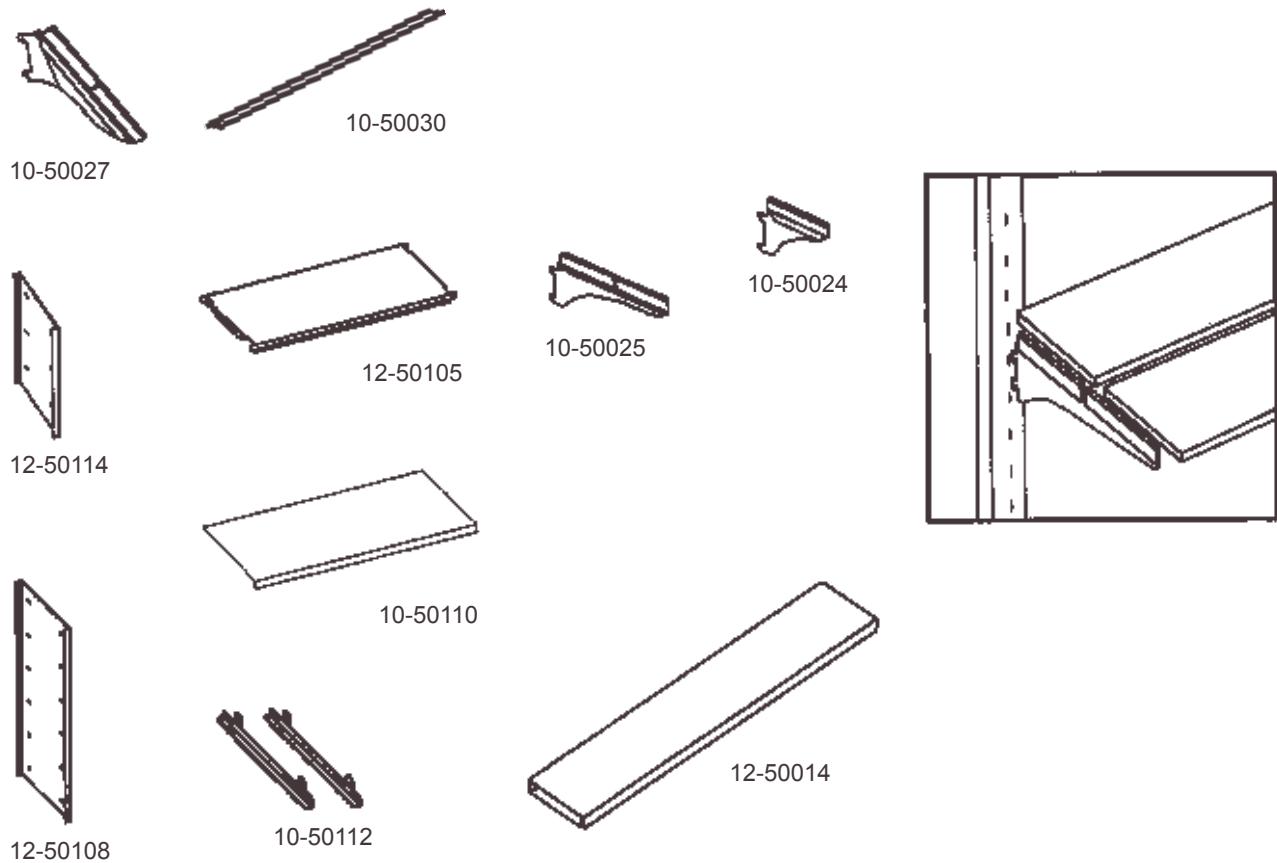
Total shipping weight: 15.8 lbs.

*Note: if frame does not have panels on the back side, (2) 62" channel bars are required.



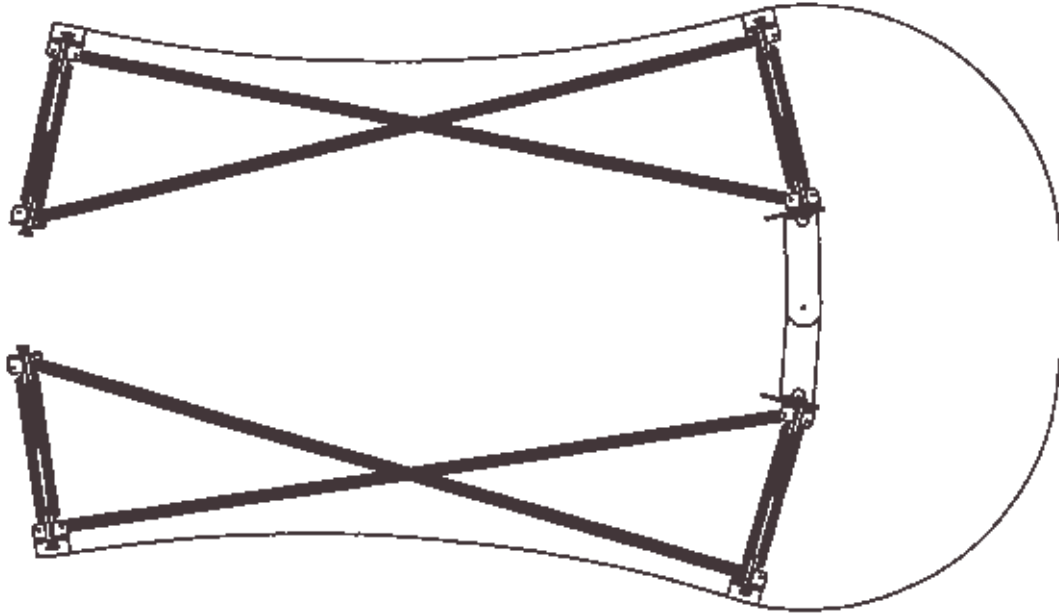
INDIVIDUAL FLAT FRAME SHELVING COMPONENTS

Part #	Description	Weight
SAFS 12-50014	black single shelf(arc/flat)	.9 lb.
SACSB 10-50024	single continuous shelf bracket	.4 lb.
SACDB 10-50025	double continuous shelf bracket	.6 lb.
SACLB 10-50027	continuous literature shelf bracket	.7 lb.
SALS 10-50030	single literature strip	.3 lb.
SFIK 12-50108	lower side wall	2 lbs.
SFUSW 12-50114	upper side wall	1.5 lbs.
SFBTS 12-50105	top or bottom shelf	3.1 lbs.
SFIS 10-50110	internal shelf	2.7 lbs.
SFISB 10-50112	internal shelf bracket (set of 2)	.2 lb.
FB100S 44-00108	small frame bag/shelf bag	1 lb.



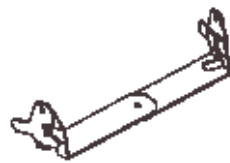
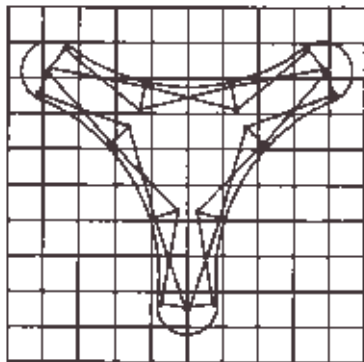
BA180 10-50101

arc island connecting bracket (shown on 10' arc frames)



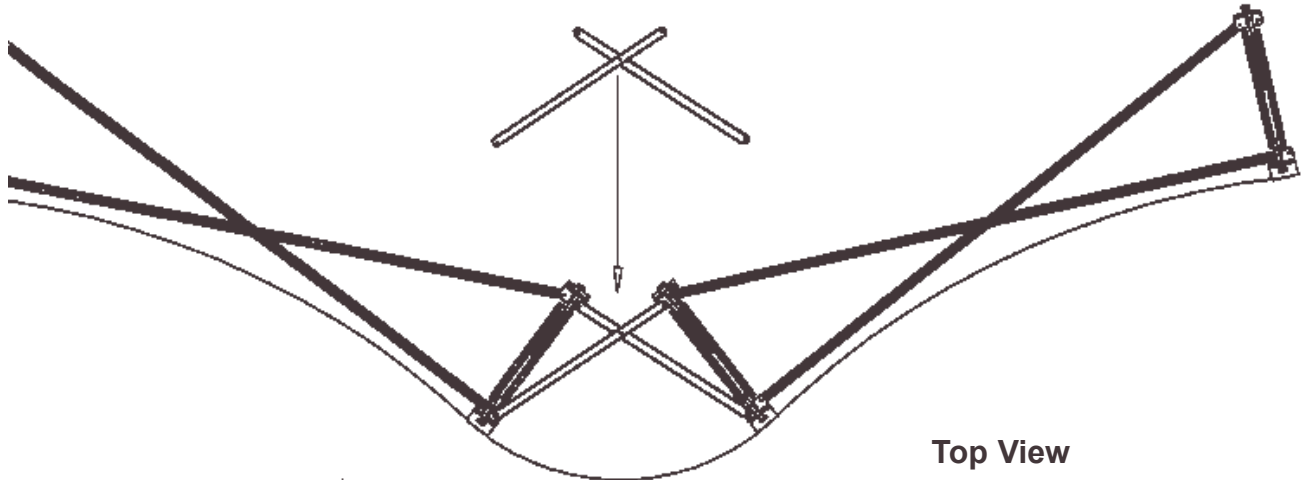
Top View

Perspective View

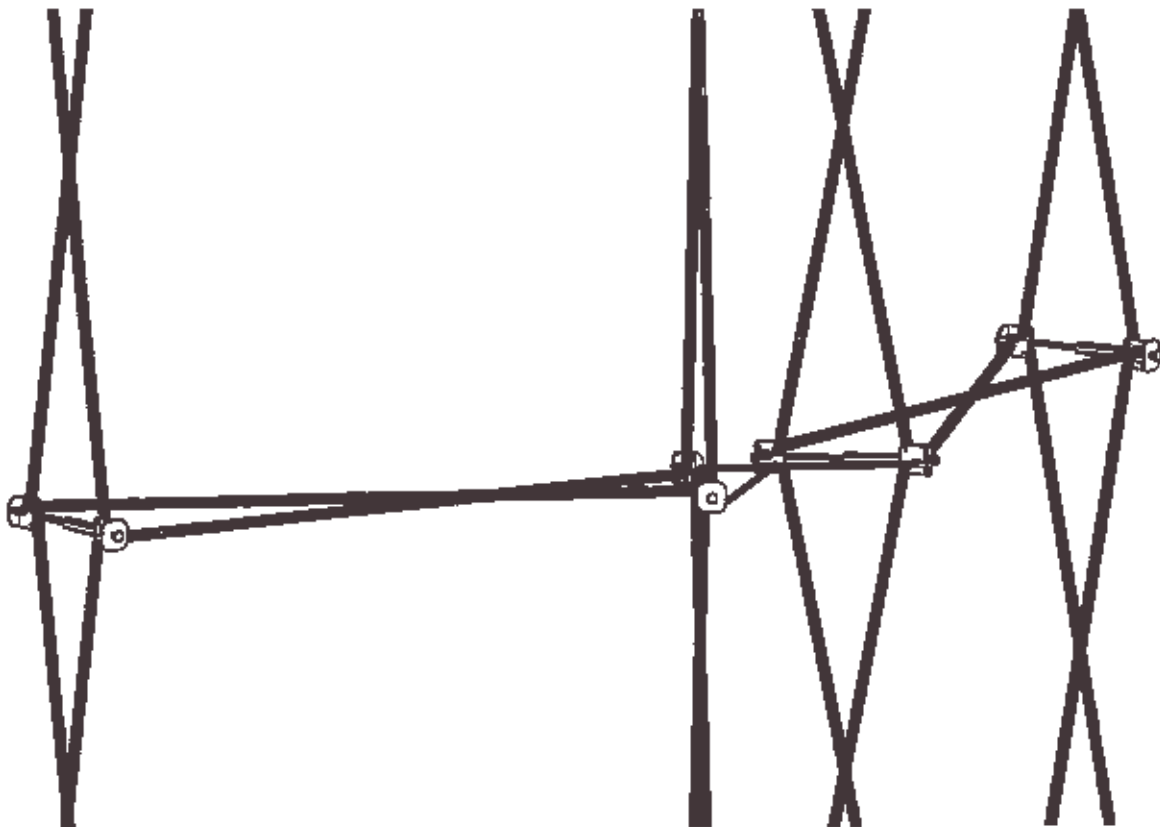


B16GW 10-50102

16' gullwing connecting bracket

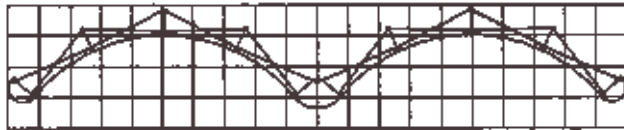
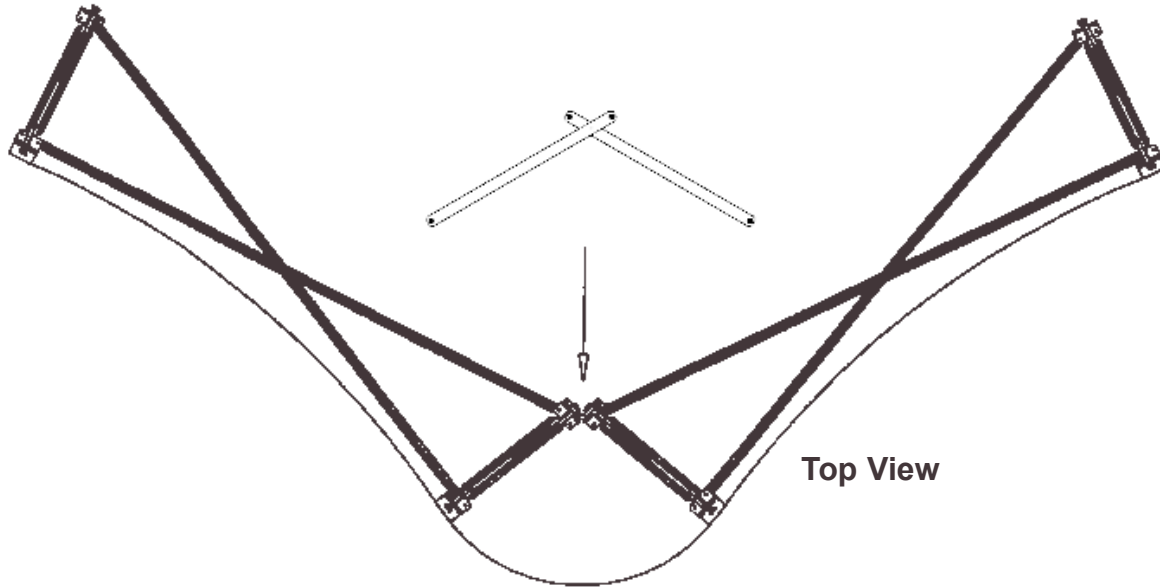


Perspective View

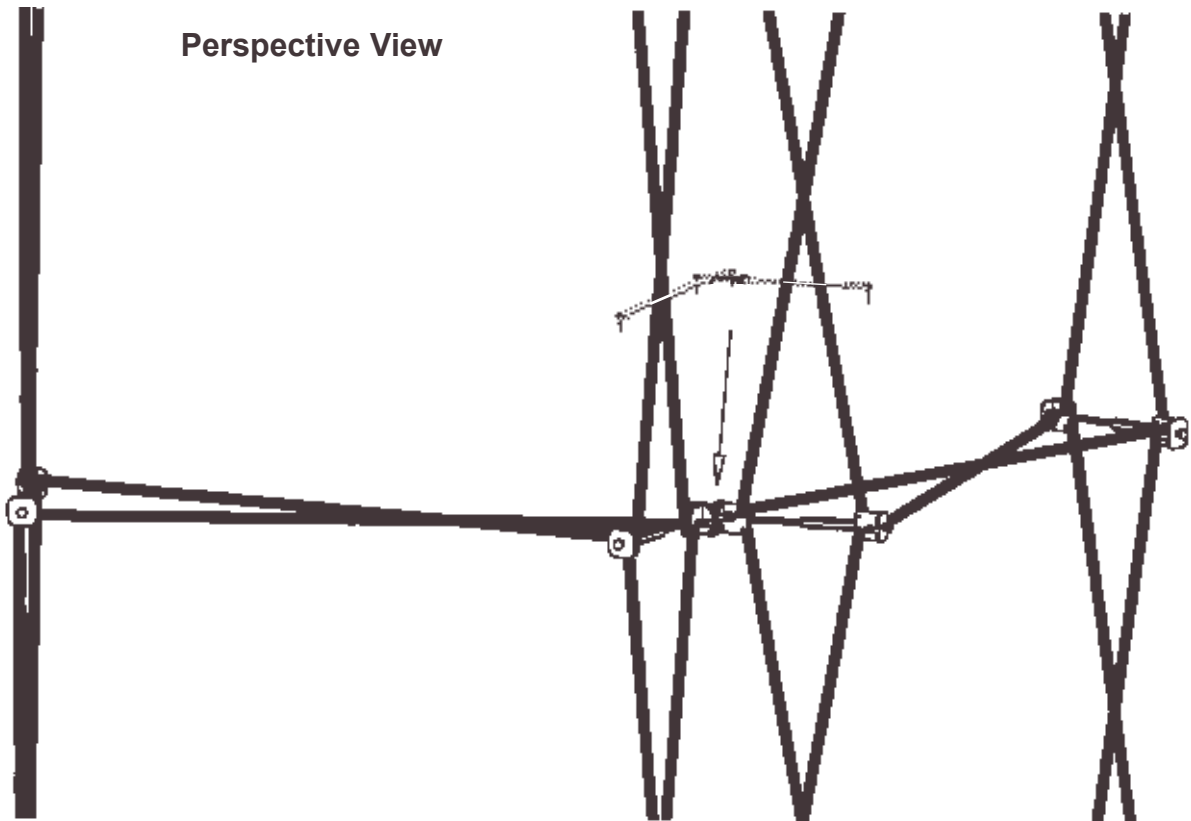


B20GW 10-50103

20' gullwing connecting scissor bracket

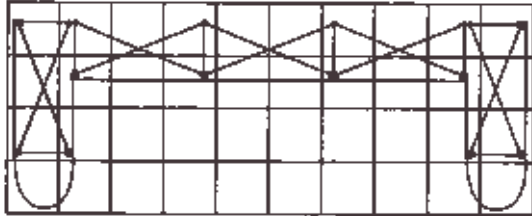


Perspective View

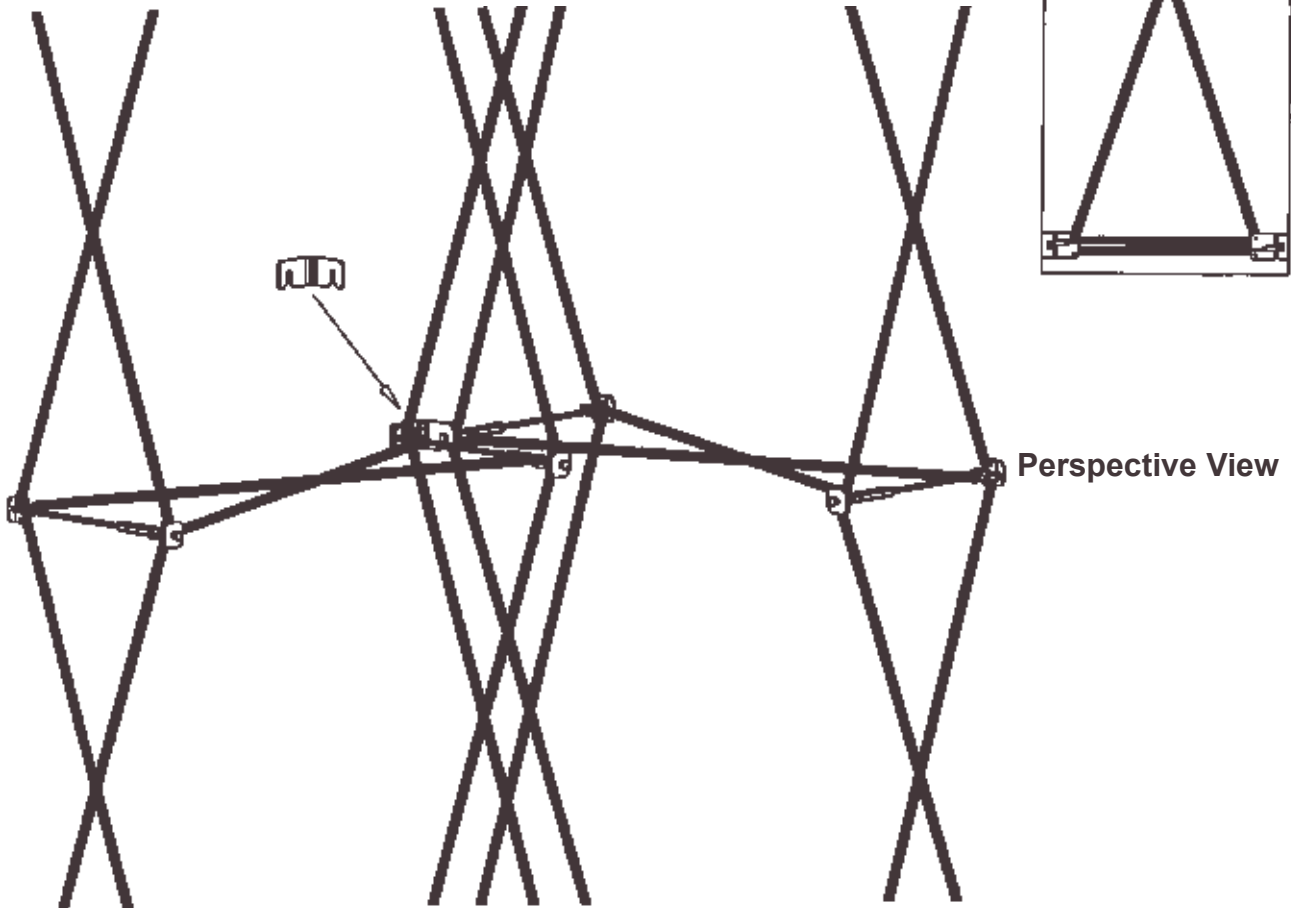
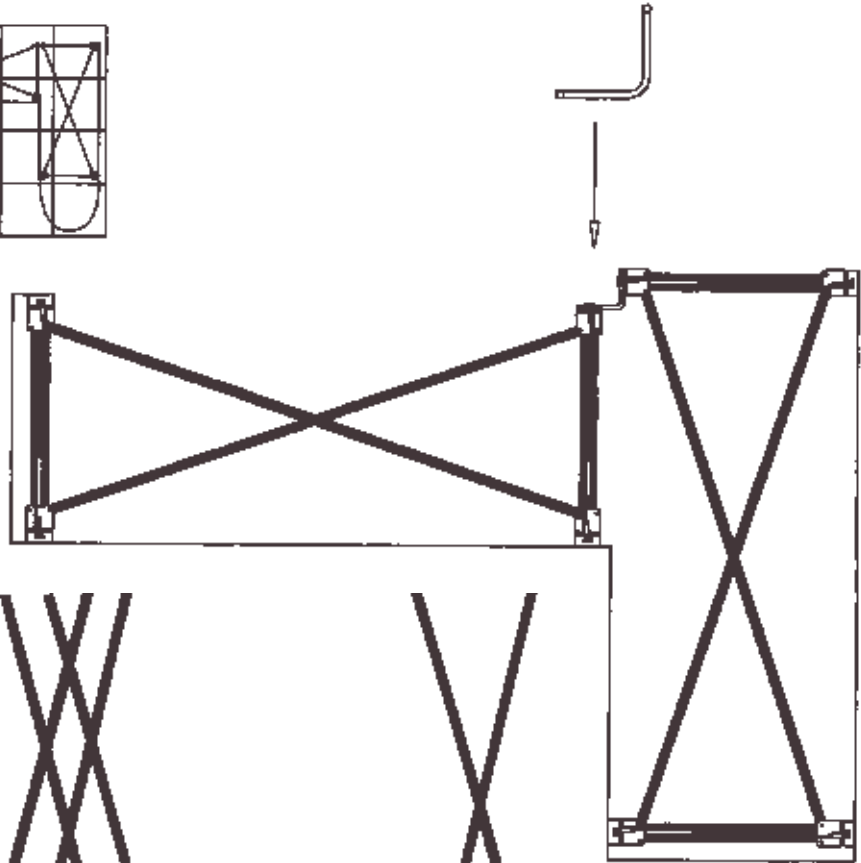


BF90 10-50123

flatwall 90° connecting bracket



Top View



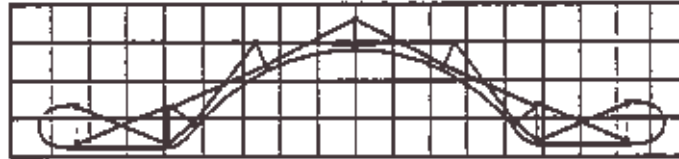
Perspective View

BAF10R 10-50068

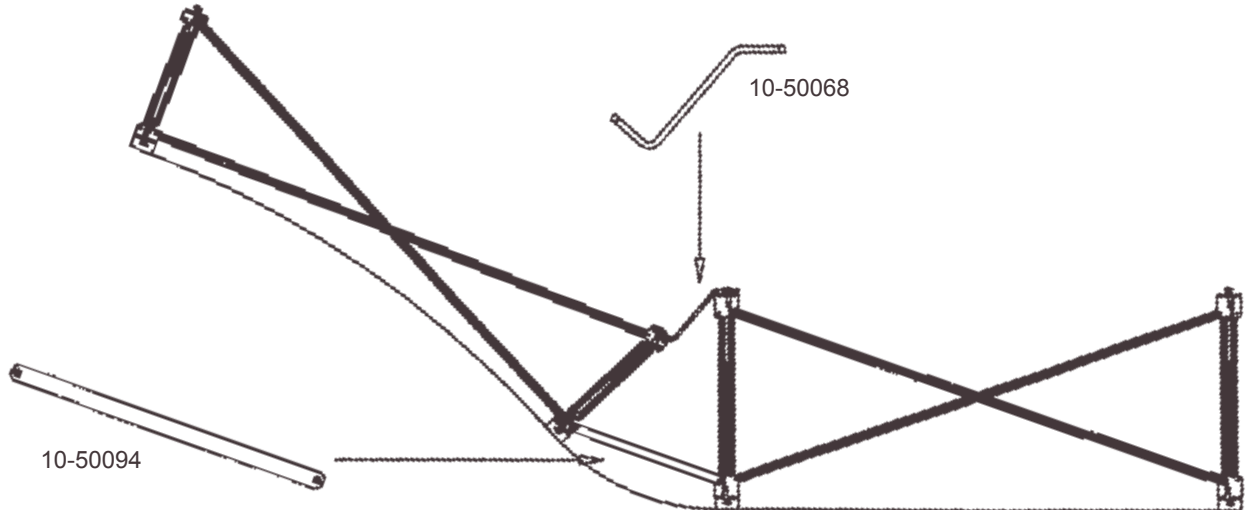
right 10' arc to flat bracket

BLR10 10-50094

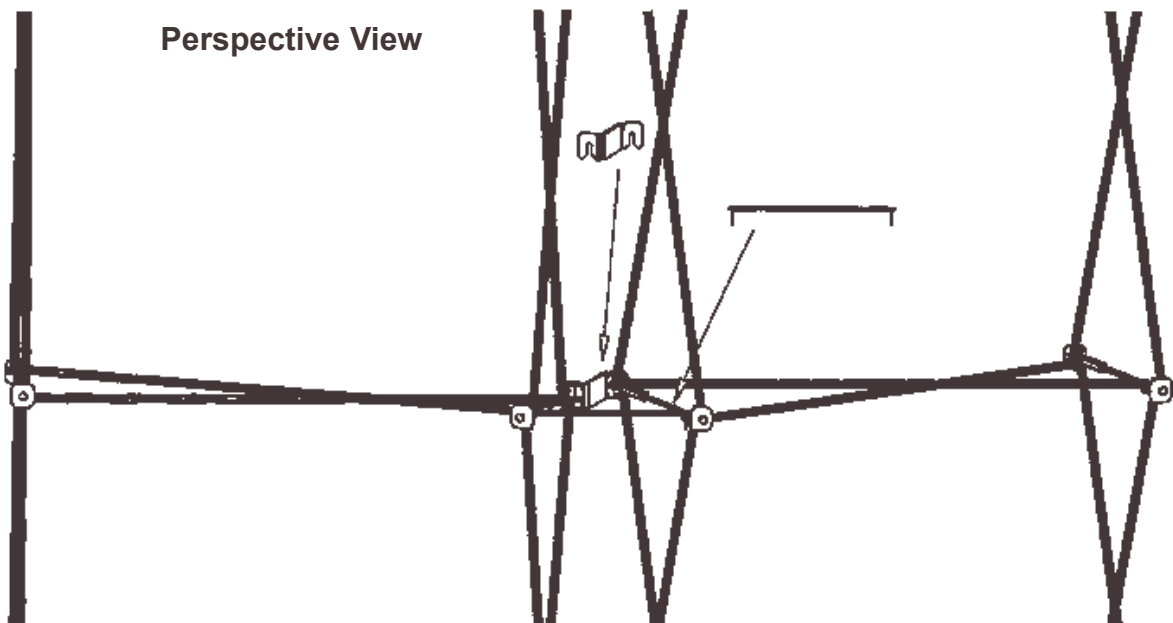
L/R arc to flat bracket support



Top View



Perspective View



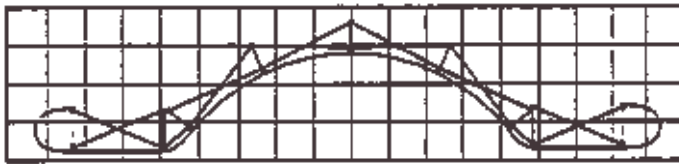
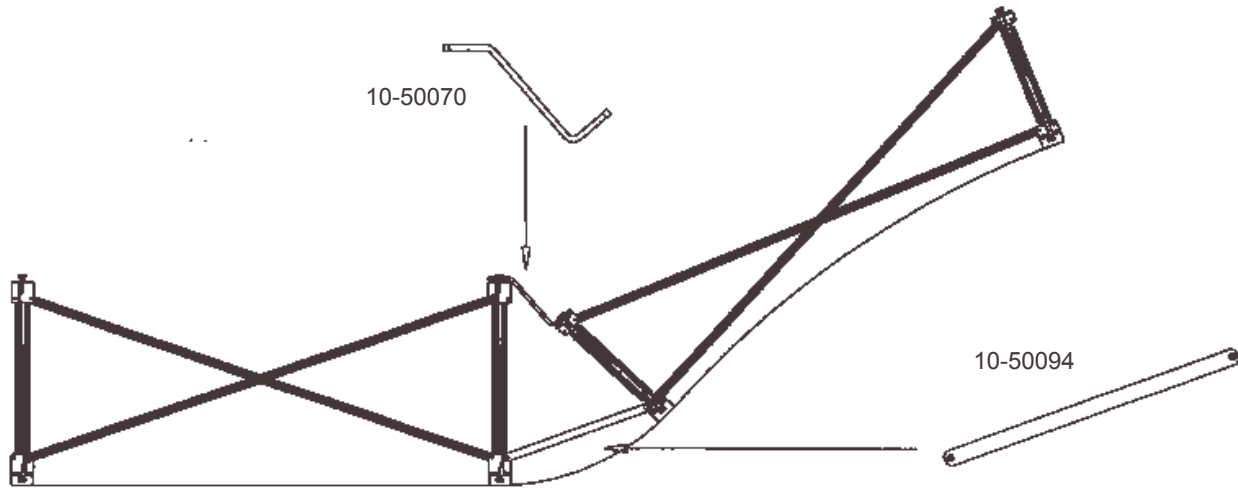
BAF10L 10-50070

left 10' arc to flat bracket

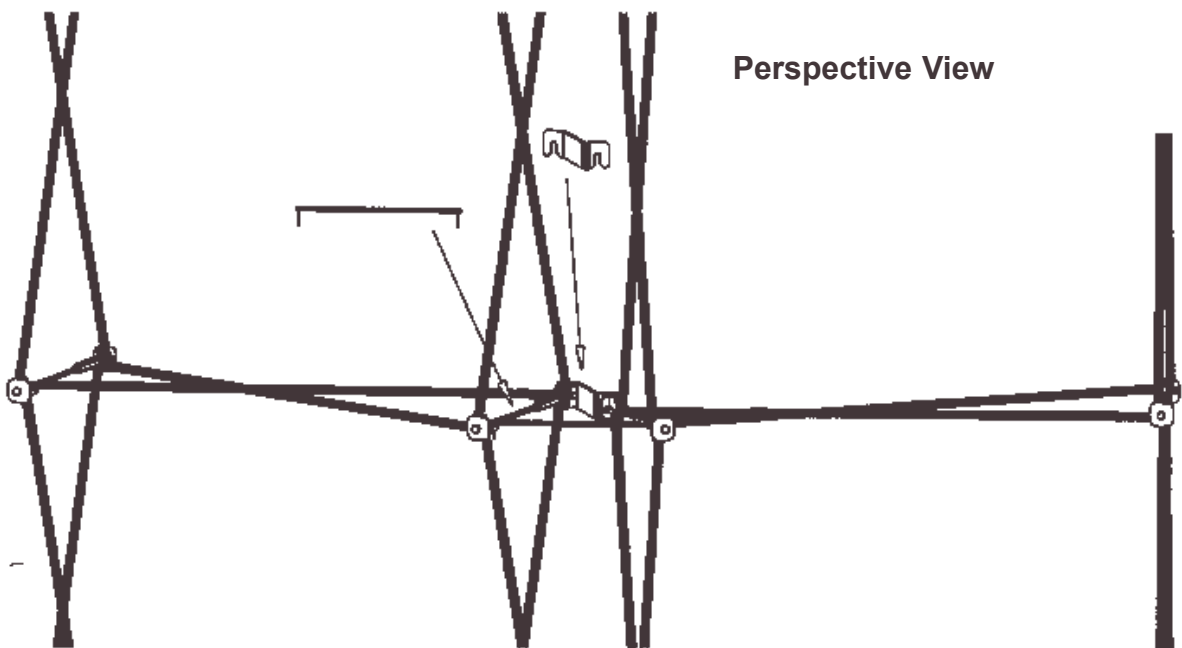
BLR10 10-50094

L/R arc to flat bracket support

Top View



Perspective View



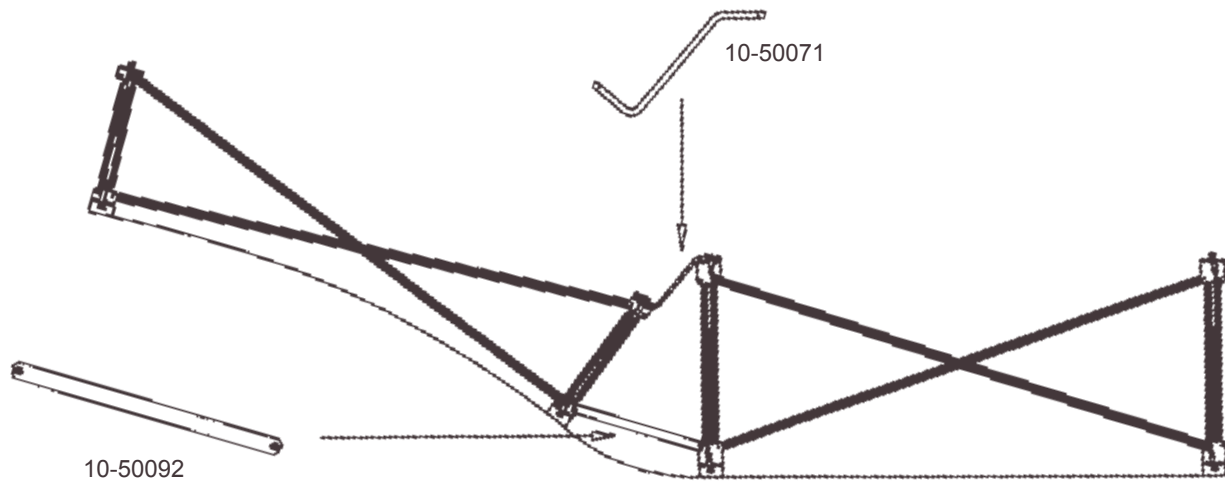
BAF8L 10-50071

left 8' arc to flat bracket

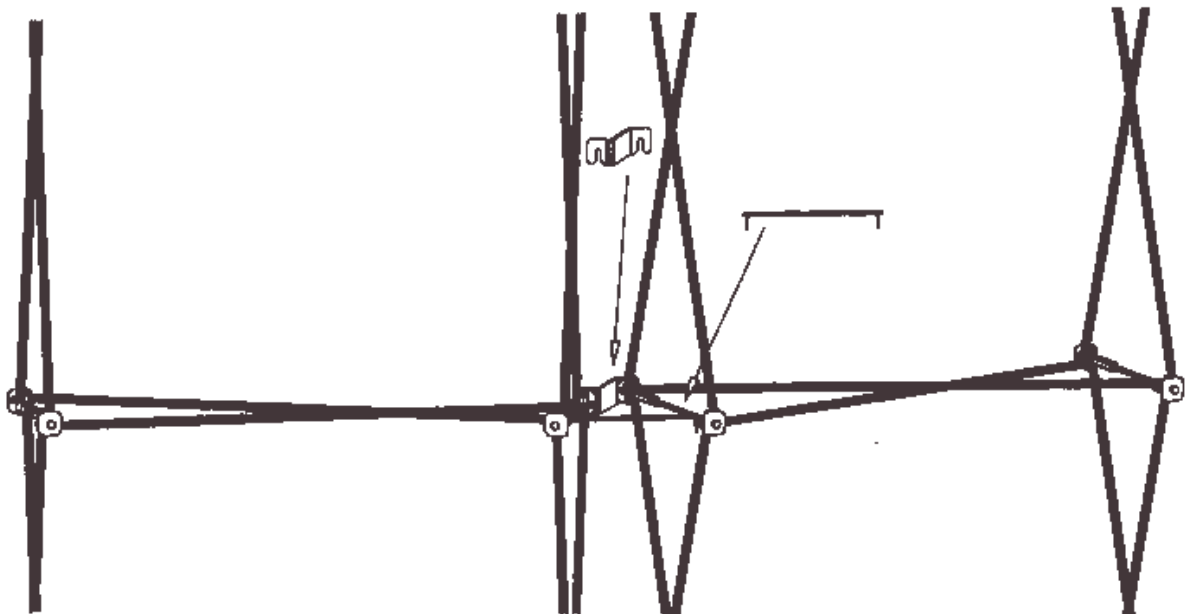
BLR8 10-50092

L/R 8' arc to flat bracket support

Top View



Perspective View



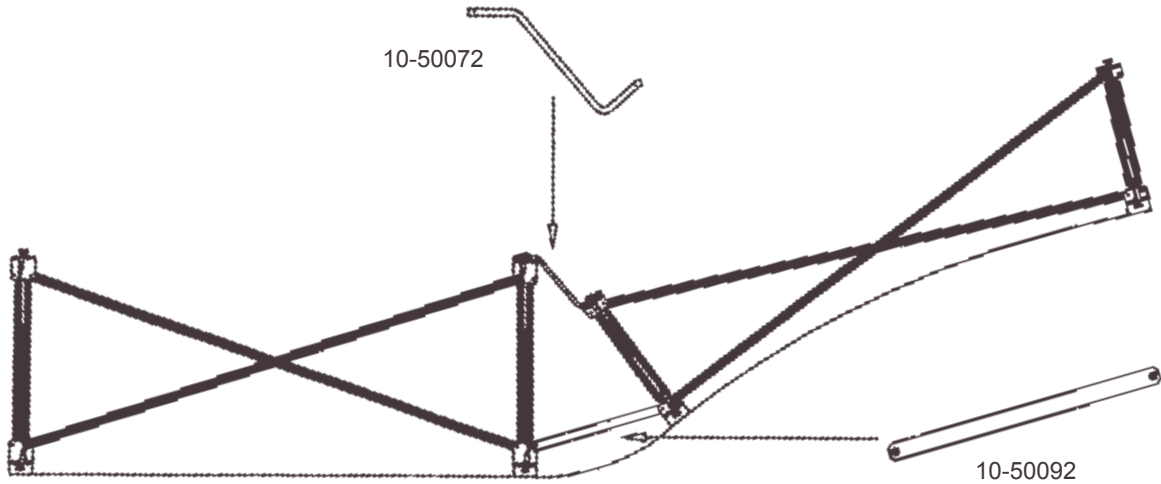
BAF8R 10-50072

right 8' arc to flat bracket

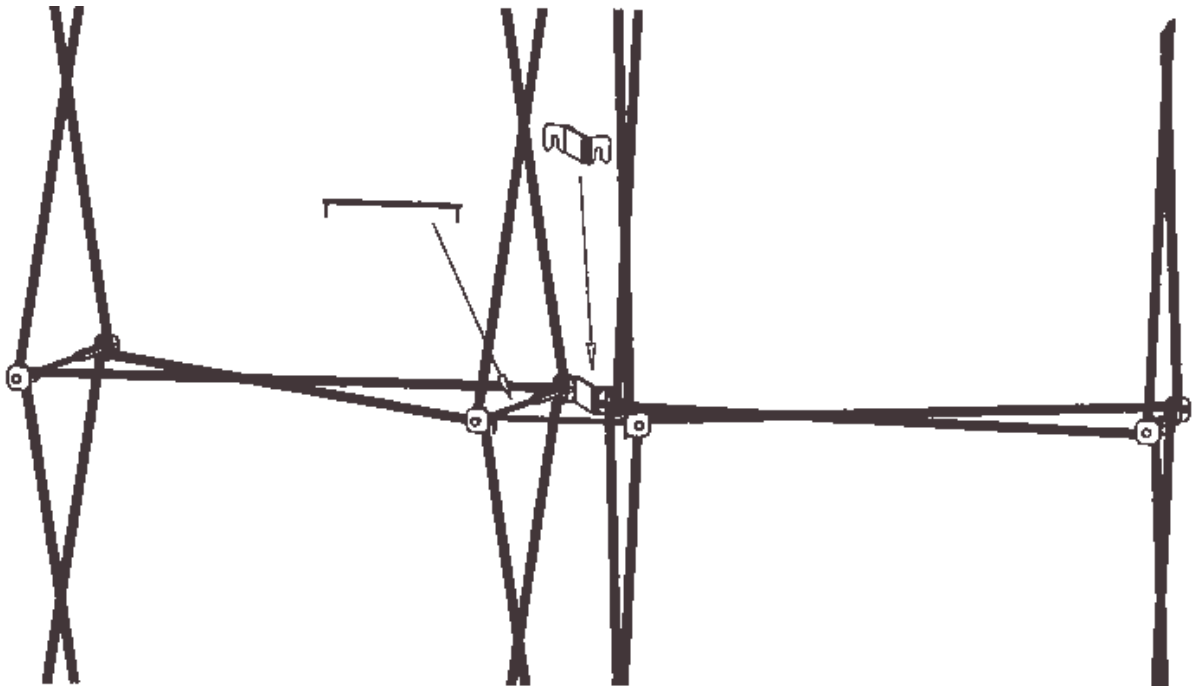
BLR8 10-50092

L/R 8' arc to flat bracket support

Top View



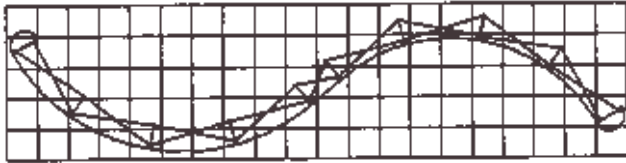
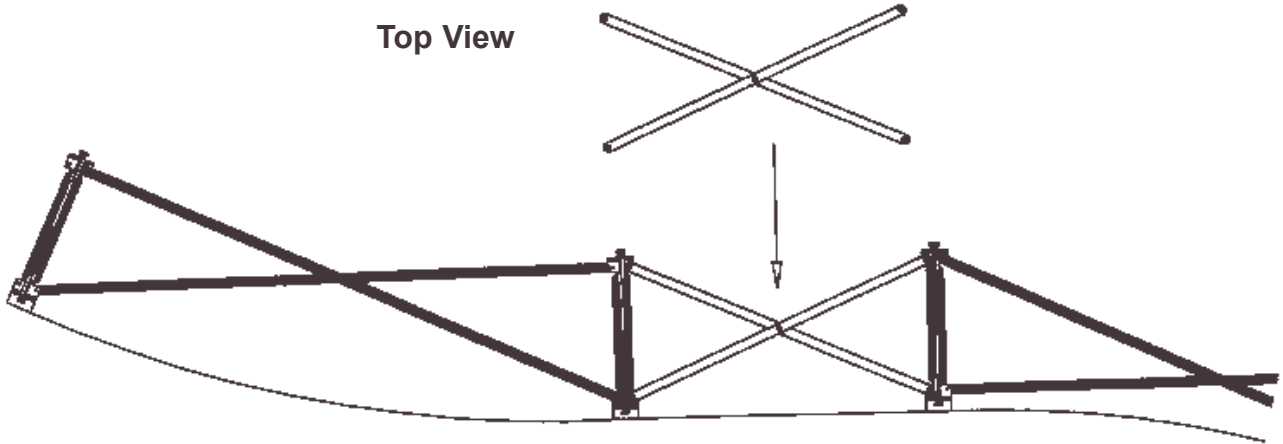
Perspective View



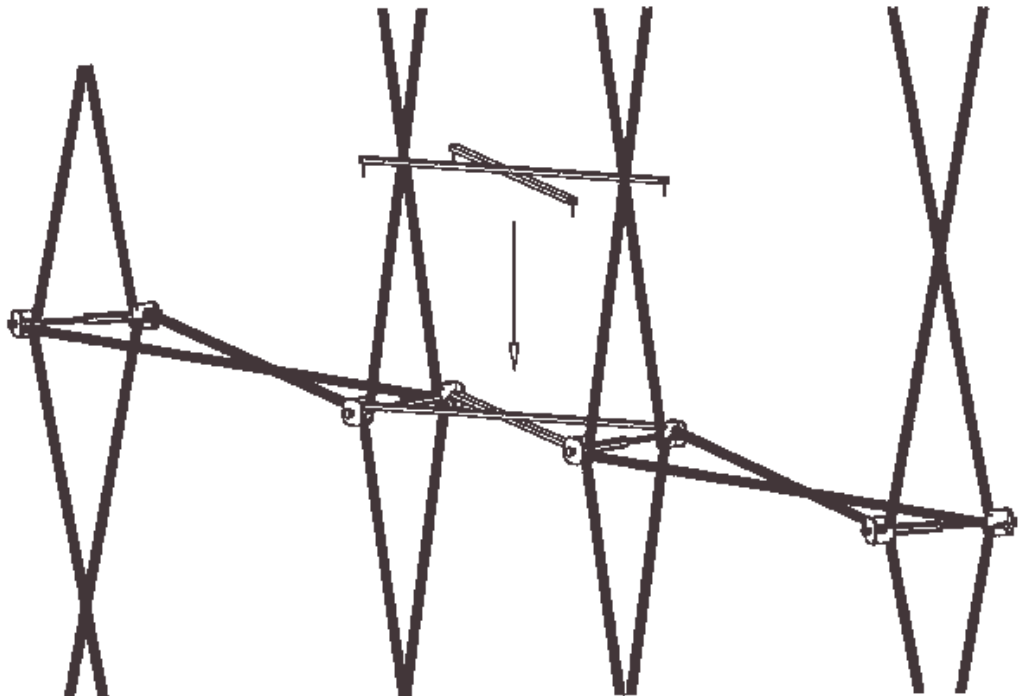
BASERP 10-50073

serpentine scissor bracket

Top View

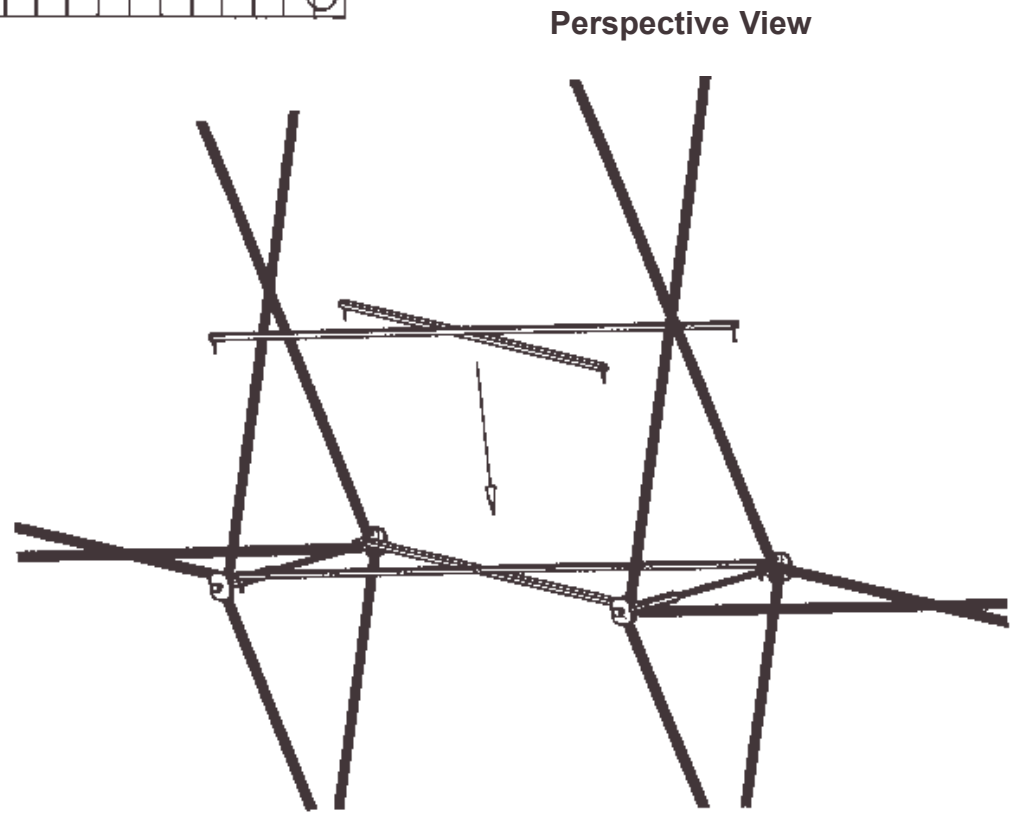
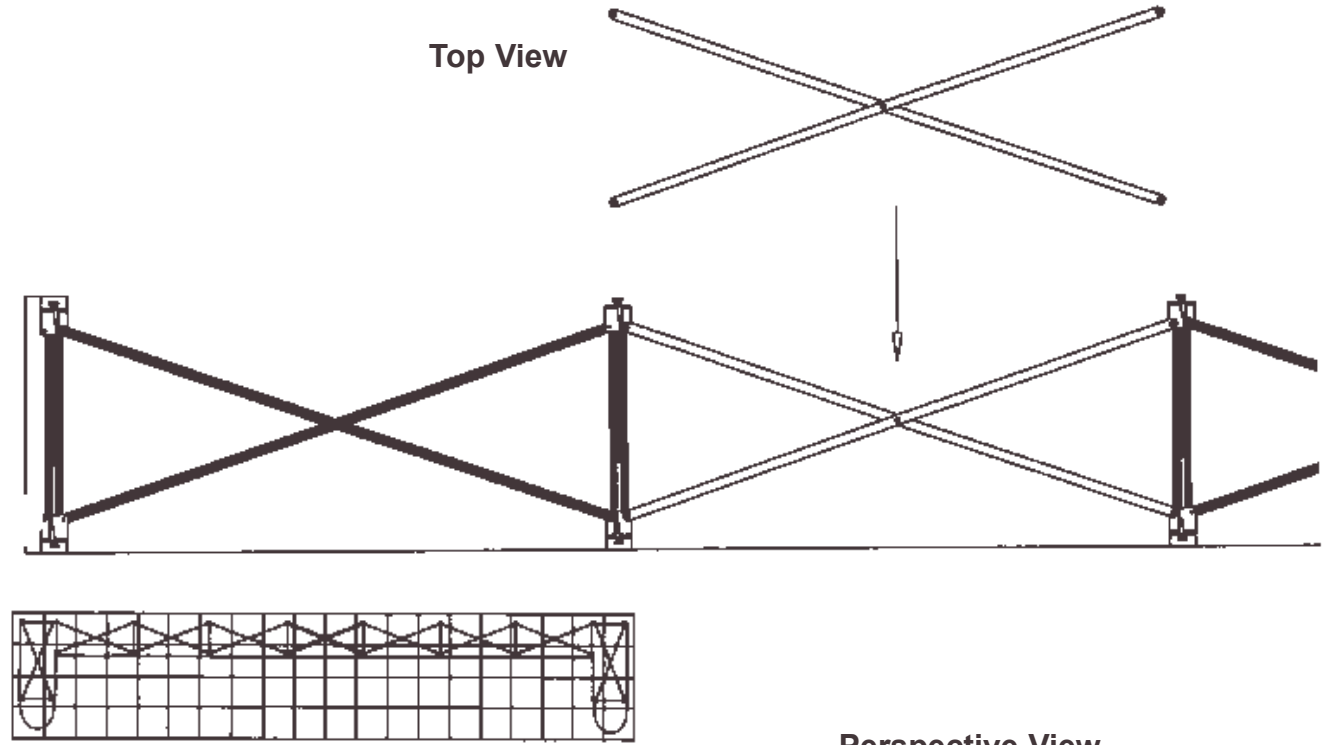


Perspective View



BFFLAT 10-50075

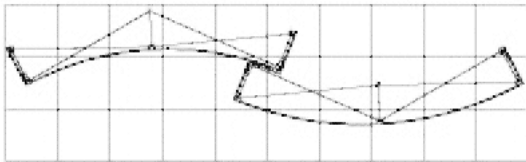
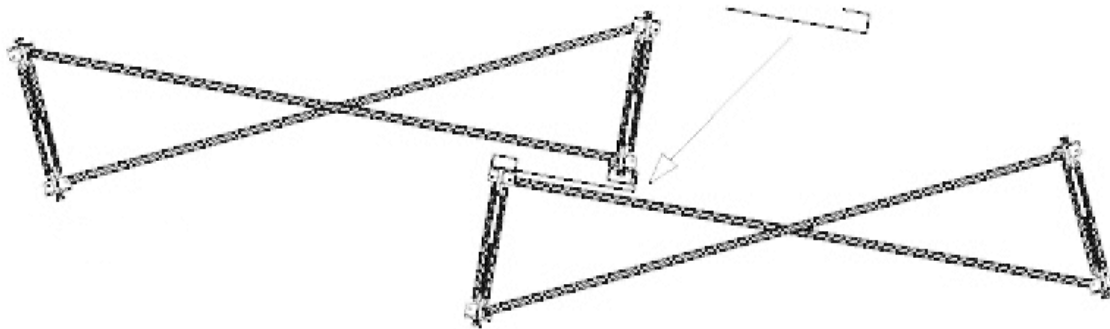
flatwall scissor bracket



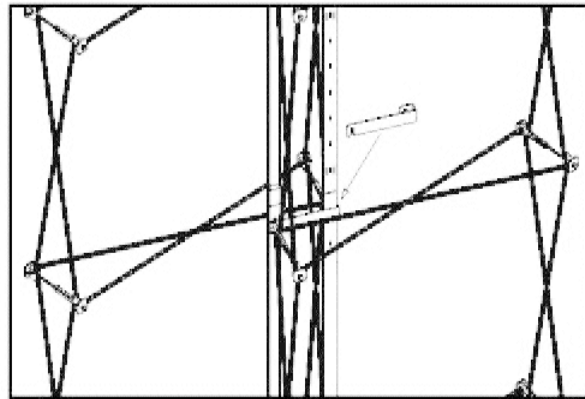
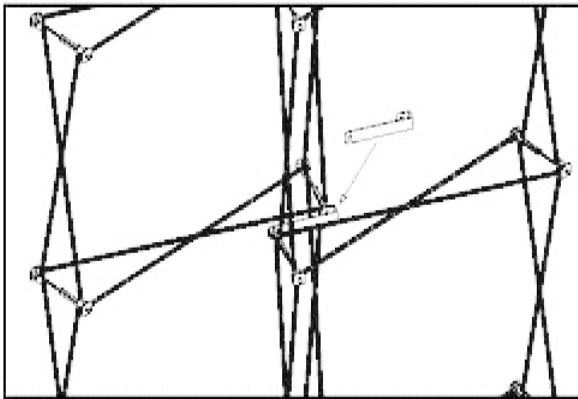
BAJ 10-50050

“J” bracket

Top View

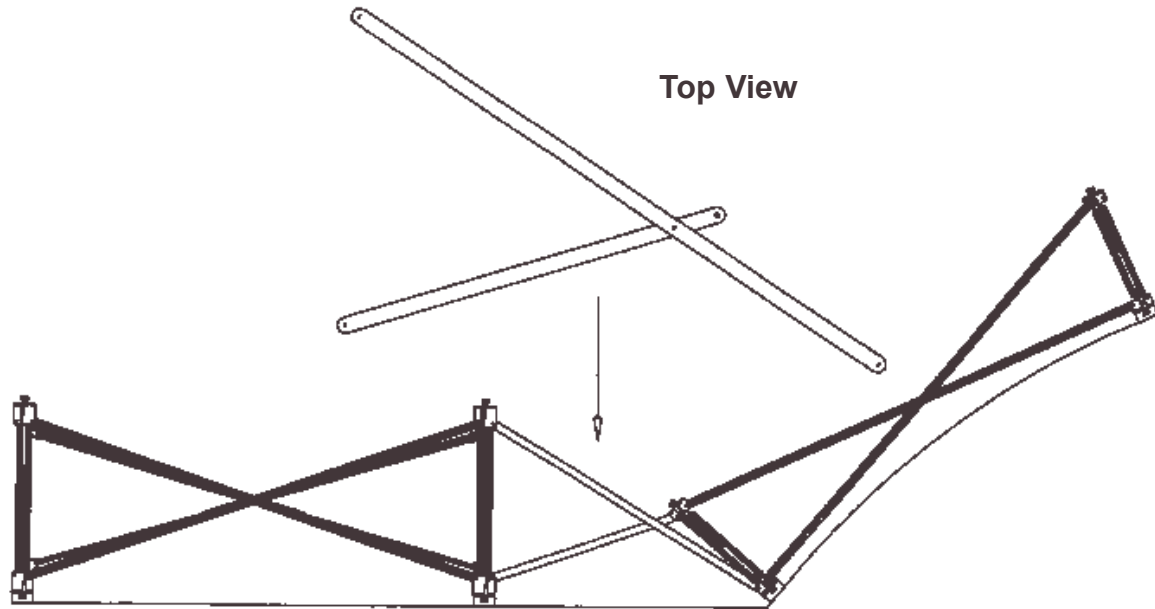


Perspective View




BF4750L 10-50054

left 27" scissor bracket

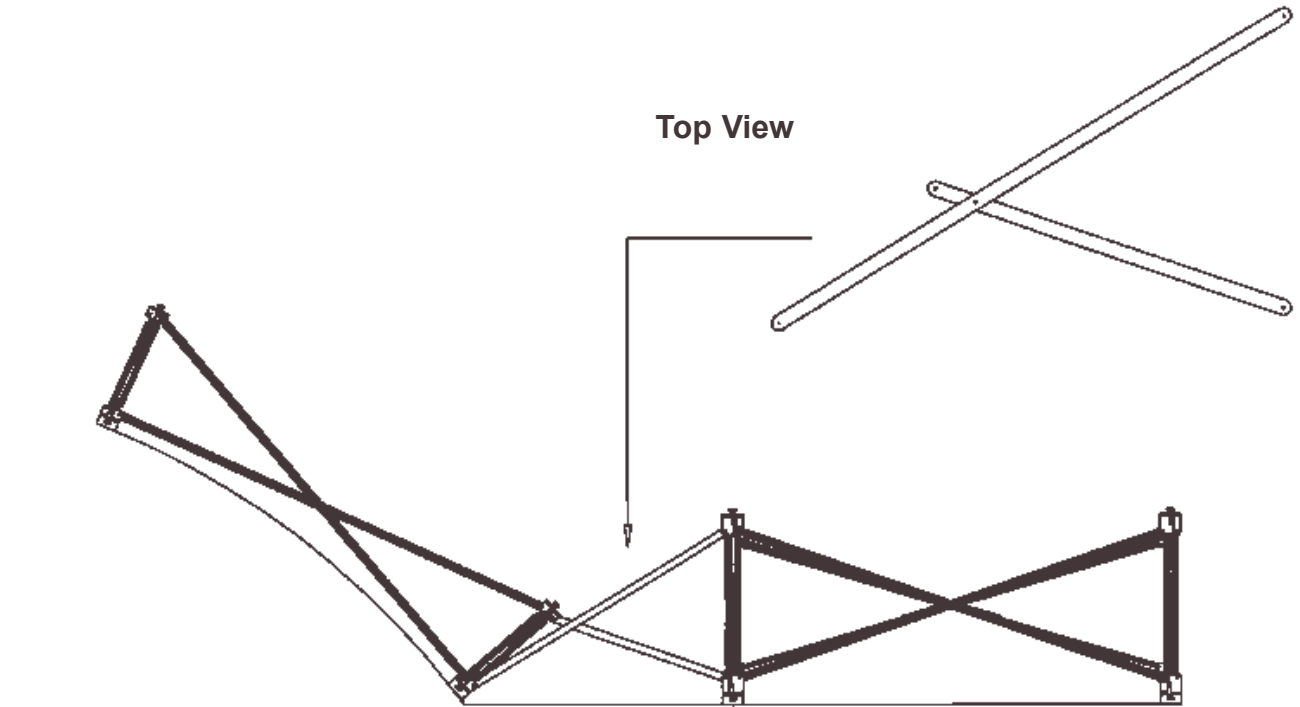


Perspective View




BF4750R 10-50055

right 27" scissor bracket

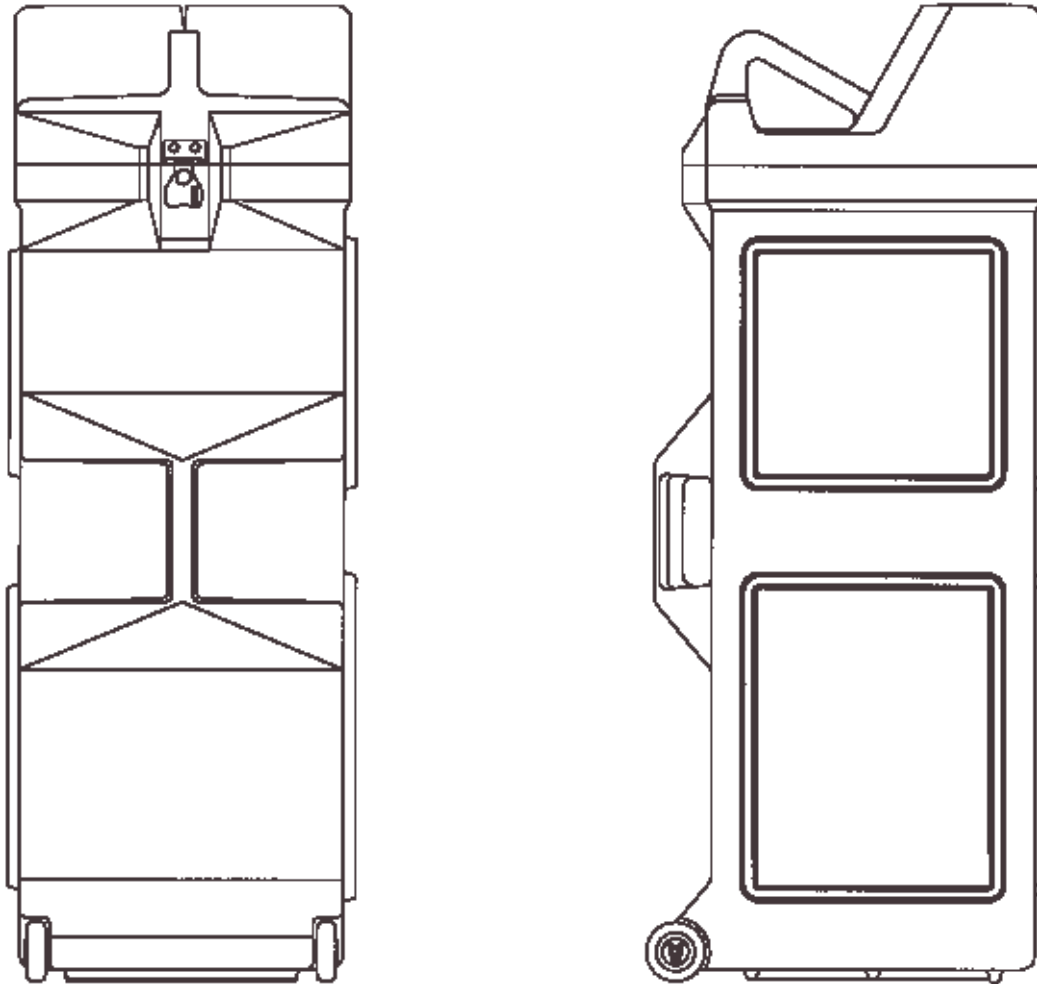


Perspective View



**FX400LG
41-40012**

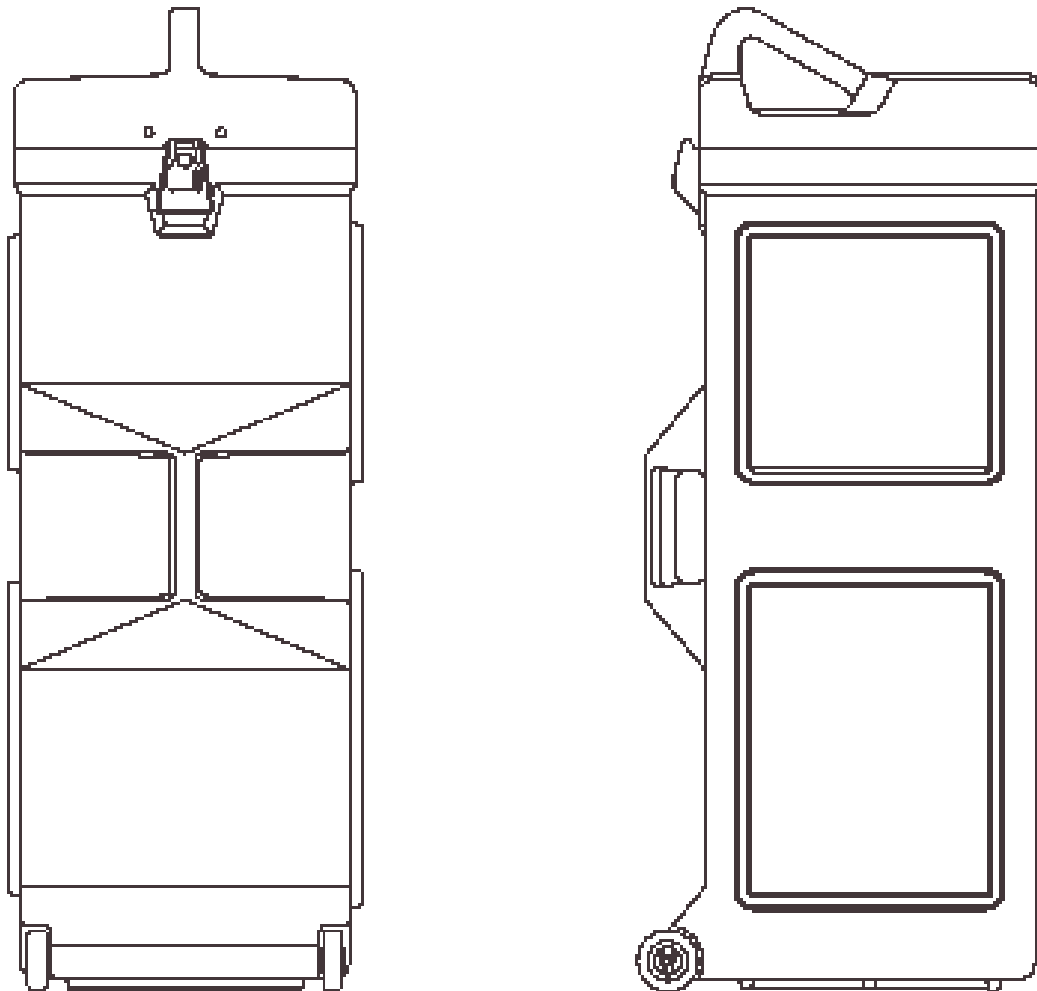
LARGE SQUARE GRAY GRANITE ROTO-MOLDED CASE WITH WHEELS



Inside Dimensions: 14" x 14" x 34"
Outside Dimensions: 15.5" x 17.38" x 41"
Weight: 21lbs.

**FX400
41-40006**

SMALL SQUARE GRAY GRANITE ROTO-MOLDED CASE WITH WHEELS



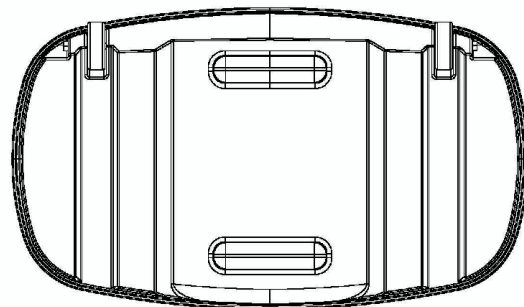
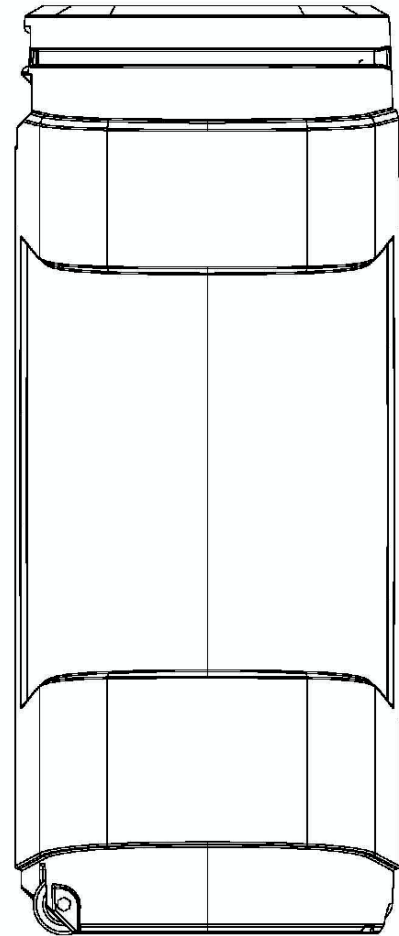
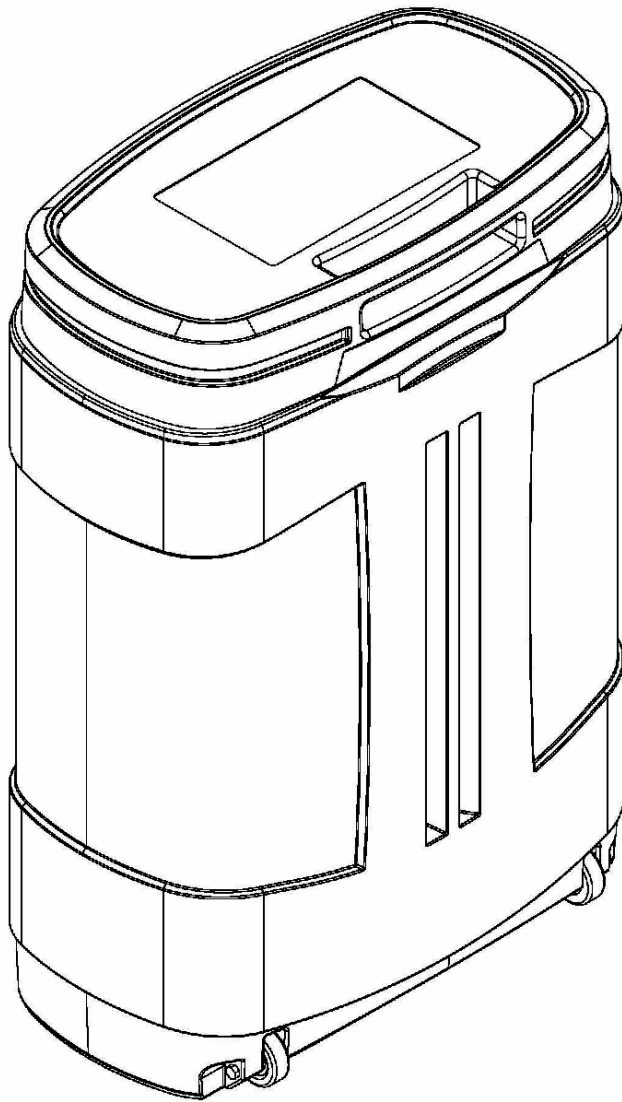
Inside Dimensions: 12.75" x 13 x 33.75"

Outside Dimensions: 14" x 14" x 37"

Weight: 21 lbs.

**FX400V
41-40015**

OVAL BLACK GRANITE ROTO-MOLDED CASE WITH WHEELS


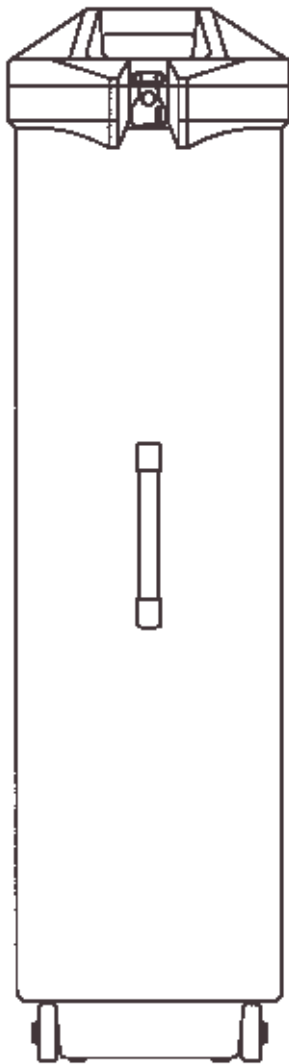


Inside Dimensions: 14.5" x 26" x 34"
Outside Dimensions: 15" x 26" x 38"
Weight: 21 lbs.

**FX440
41-40005**

ROUND GRAY GRANITE ROTO-MOLDED CASE WITH WHEELS

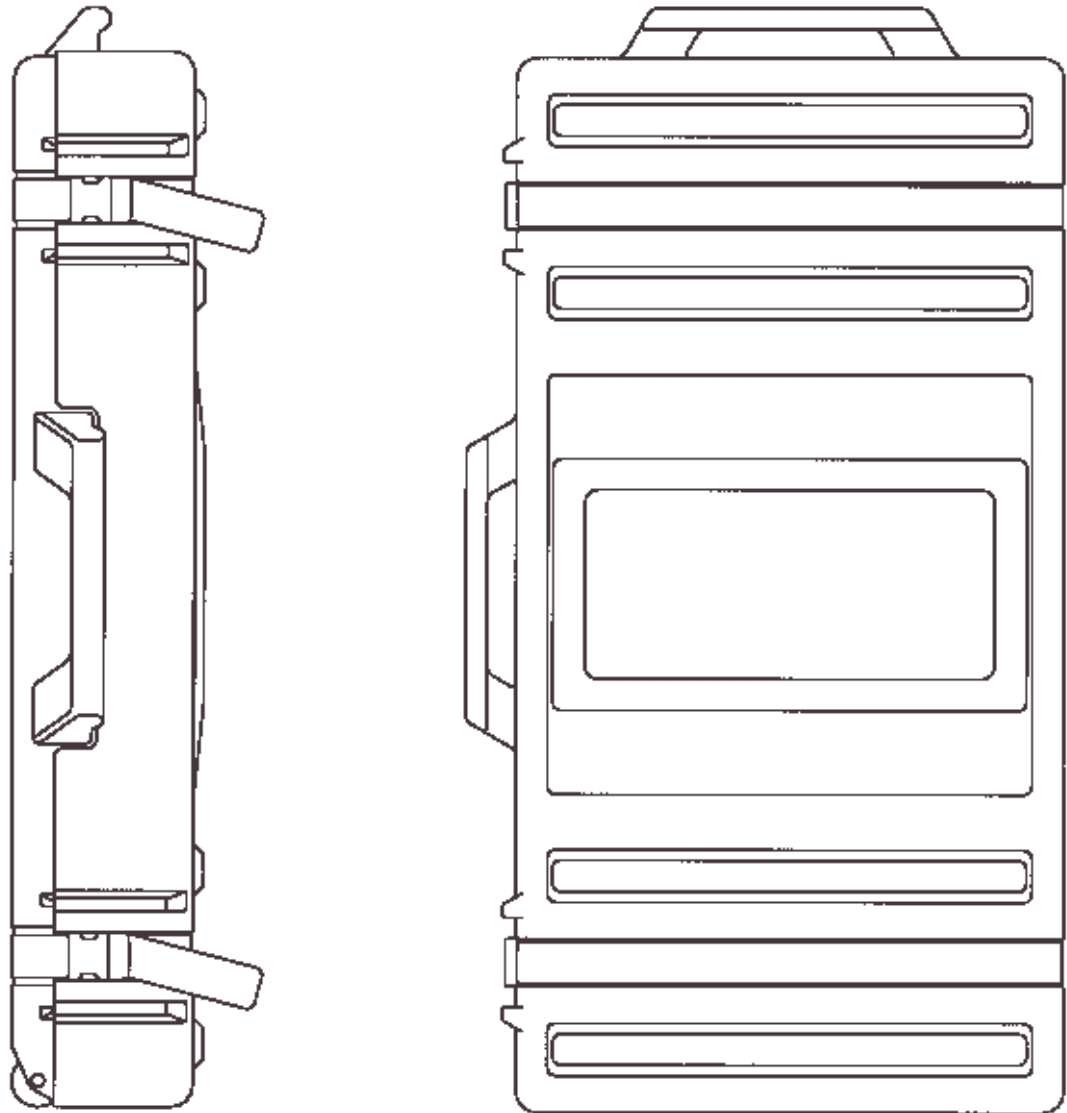
Note: This case can accomodate great storing and or transporting of graphics, photo panels, back panels and other components.



Inside Dimensions: 12" X 42"
Outside Dimensions: 14" x 48"
Weight: 19 lbs.

**FX5024
41-40104**

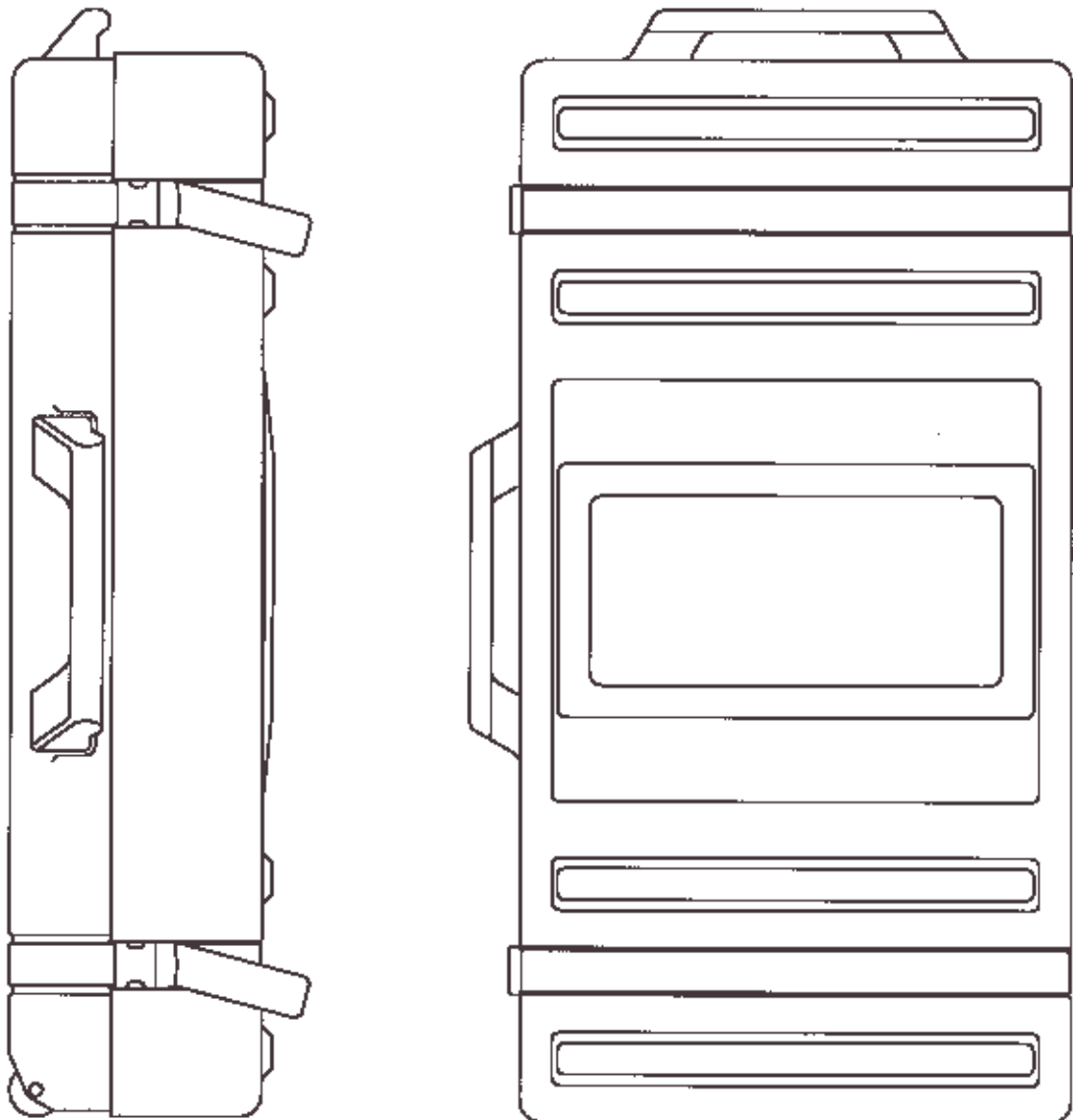
50x24 FLAT BLACK ROTO-MOLDED CASE WITH WHEELS



Inside Dimensions: 8" x 47.5" x 24"
Outside Dimensions: 9" x 28.18" x 52.68"
Weight: 27 lbs.

**FXFLAT
41-40102**

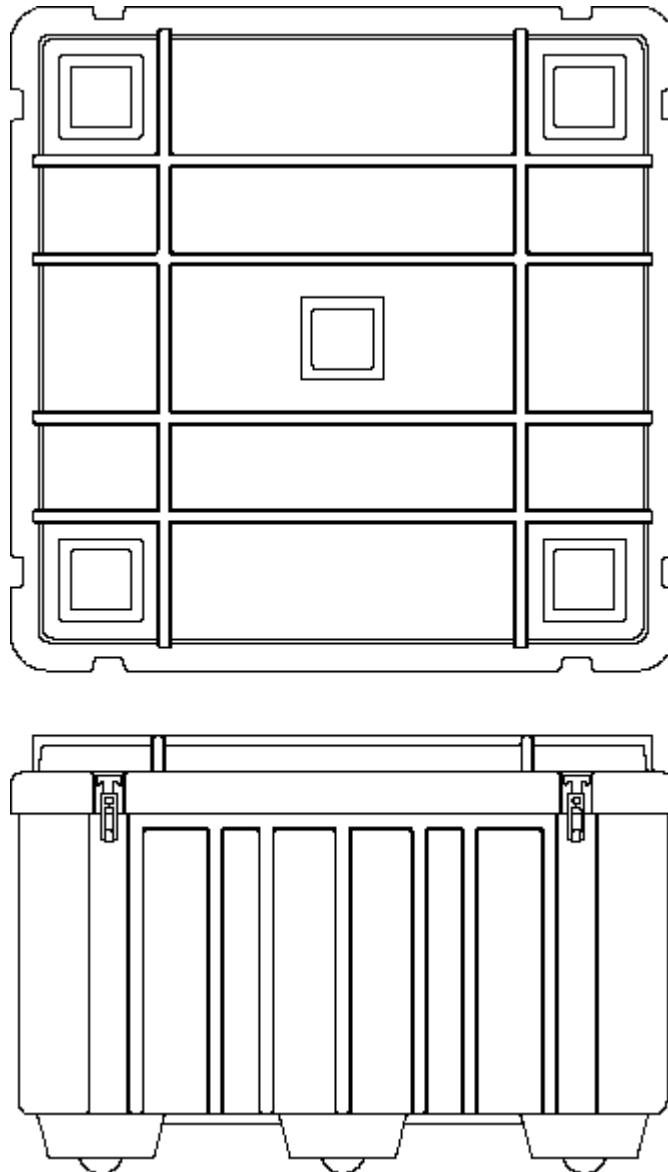
MEDIUM FLAT BLACK ROTO-MOLDED CASE WITH WHEELS



Inside Dimensions: 11" x 38" X 24"
Outside Dimensions: 12" x 28.18" x 43.18"

**FX4000
41-40020**

4 X 4 X 2 ORANGE GRANITE ROTO-MOLDED SHIPPING TUB WITH WHEELS

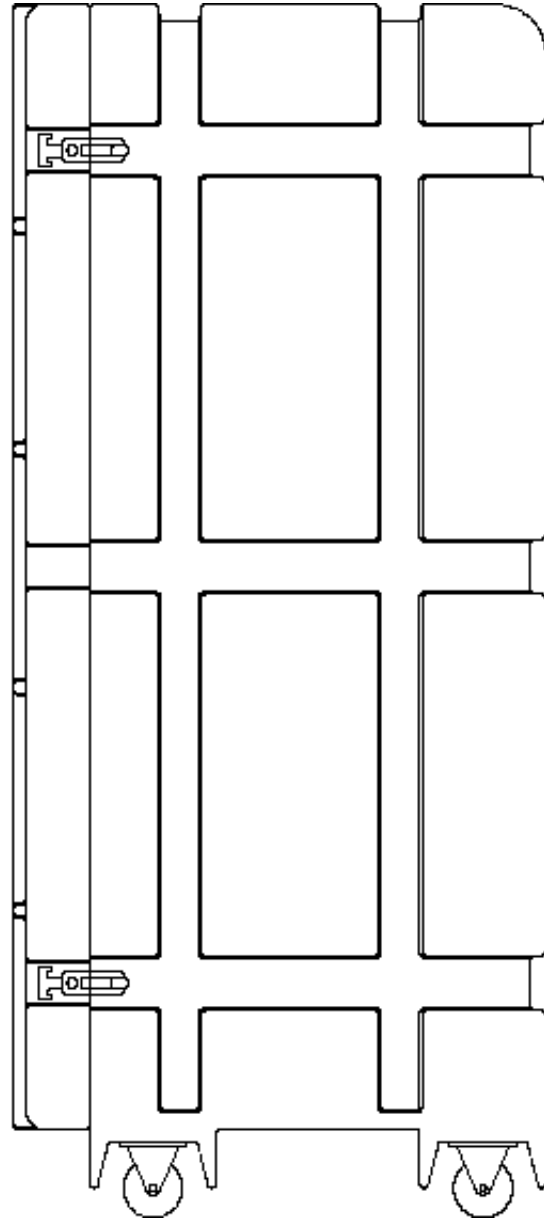
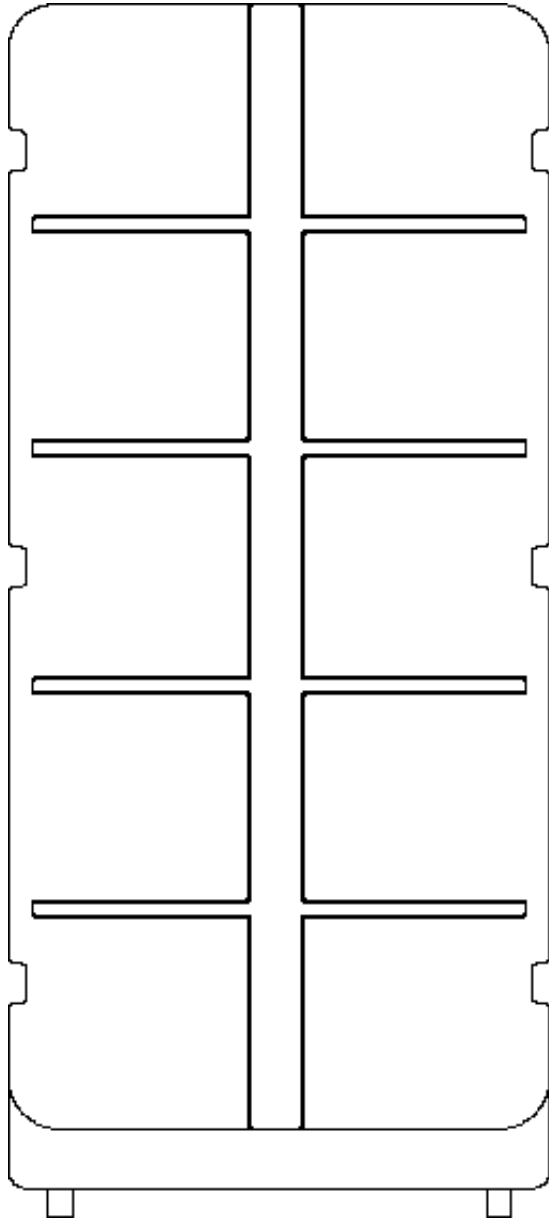


Inside Dimensions: 48 1/2" x 48 1/2" X 26 1/2"

Outside Dimensions: 53" x 53" x 36"

**FX40004
41-40025**

UPRIGHT ROTO-MOLDED SHIPPING CASE WITH WHEELS




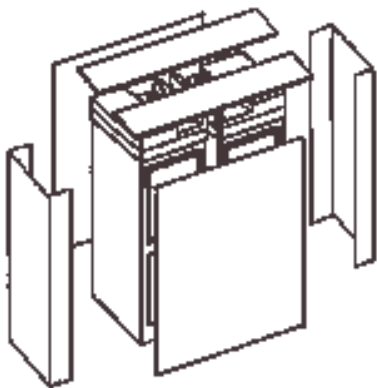
SOON TO BE RELEASED

ADVANTAGE LARGE SQUARE CASE

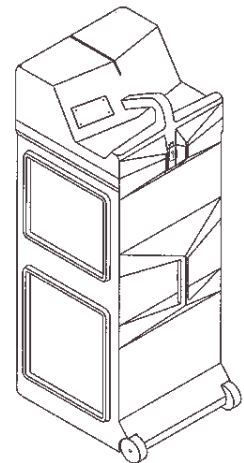
Part #	Description	Weight
41-40012	large square gray granite roto-molded case w/wheels id: 14" x 14" x 34" od: 15.5" x 17.38" x 41"	21 lbs.

CASE-TO-TABLE CONVERSION

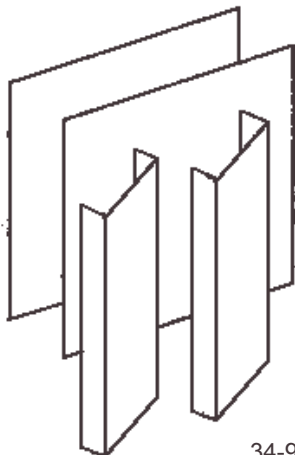
99-40004	large case-to-table conversion kit (includes: 4-piece skirt, shelf bag, pair of tops (15 3/4" x 36 1/4"))	10 lbs.
34-92000	large case-to-table conversion skirt/new (front panel: 29 9/16 x 40 1/4) (side panel: 15 7/16 x 40 1/4)	7 lbs.
12-13300	lg. conv table tops (pair) 15 3/4" x 36 1/4"	3 lbs.
44-00108	shelf bag	.1 lb.
34-95000	large case-to-table conversion skirt/old	7 lbs.



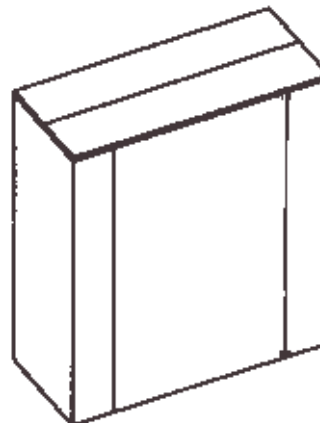
12-13300



41-40012



34-92000

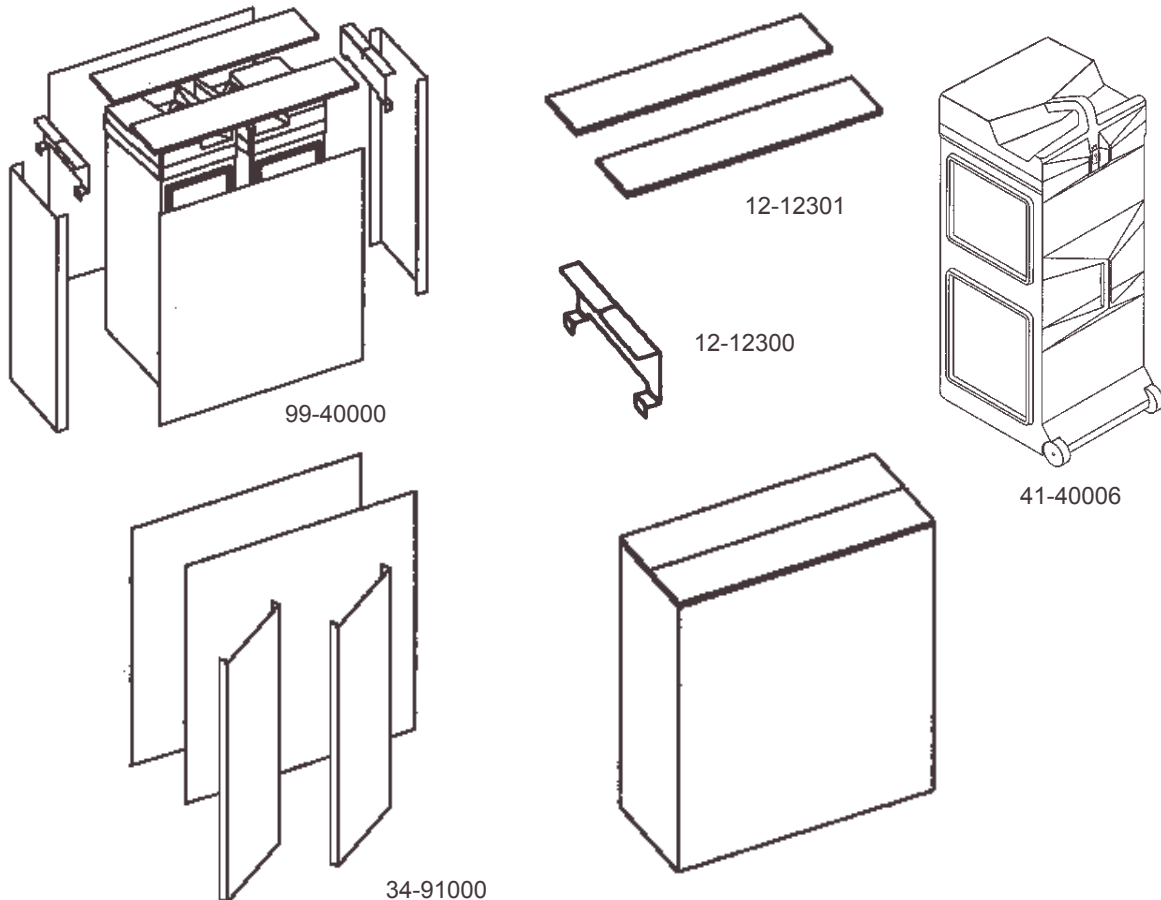


ADVANTAGE SMALL SQUARE CASE

Part #	Description	Weight
FX400	41-40006 small square gray granite roto-molded case w/wheels id: 14" x 14" x 34" od: 15.5" x 17.38" x 41"	21 lbs.

CASE-TO-TABLE CONVERSION

FX400KSM	99-40000 small case-to-table conversion kit (includes: 4-piece skirt, shelf bag, pair of brackets, pair of tops)	10 lbs.
FX400SSM-NEW	34-91000 small case-to-table conversion skirt/new (front panel dim: 34 3/16" x 40 1/4") (side panel dim: 14 1/2" x 40 1/4")	7 lbs.
CTSMTOP	12-12301 small conv table top (pair) 15 3/4" x 36 1/4"	3 lbs.
CTBR	12-12300 case to table bracket set	
FB100S	44-00108 shelf bag	.1 lb.
FB100B	44-00104 bracket bag	.1 lb.
FX400SSM-MFG	34-96000 small case-to-table conversion skirt/old	7 lbs.



ADVANTAGE OVAL CASE

Part #	Description	Weight
FX400V 41-40015	oval black granite roto-molded case w/wheels inside dimensions: 15" x 22" x 36.5" outside dimensions: 18.63" x 24.63" x 39"	24 lbs.

CASE-TO-TABLE CONVERSION


FX400KV 99-40006	oval case-to-table conversion kit (includes: 1-piece skirt, 2-piece top, bag)	
FX400SV 34-92015	oval case-to-table conversion skirt	3 lbs.
CTV 12-15000	oval 2-pc lam. counter top w/bag	7 lbs.
FB100V 44-00112	oval counter top bag	1 lbs.

*Stock Laminate colors:

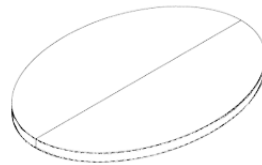
Wilsonart #4810-60 Titanium EV

Wilsonart #4623-60 Graphite Nebula

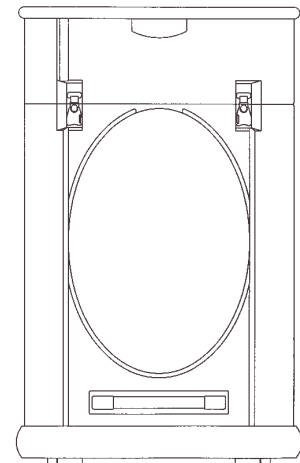
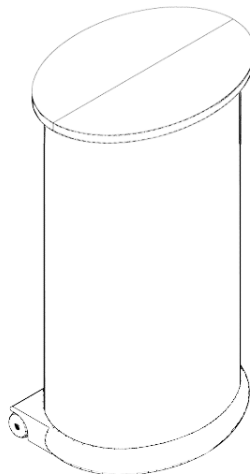
(Non-stock Laminate will incur a \$20.00+freight upcharge)



34-92015



12-14000



41-40015

CASES

Part #	Description	Weight
41-40012	large sq gray granite roto-molded case w/wheels	21 lbs.
41-40006	small sq gray granite roto-molded case w/wheels	21 lbs.
41-40015	oval roto-molded case with w/wheels	25 lbs.
41-40005	round gray granite roto-molded case w/wheels	14 lbs.
41-40104	50x24 flat black roto-molded case w/wheels	27 lbs.
41-40102	black medium flat roto-molded case w/wheels	24 lbs.
41-40020	4x4x2 orange granite roto-molded tub w/wheels	
41-40025	upright roto-molded shipping case w/wheels **TO BE RELEASED	

CASE COMPONENTS

Part #	Description
40-12063	case strap 2" x 108" (for 50x24 cases)
40-12058	case wheel (for all cases)
40-12056	axle (for large square case)
40-12057	axle (for small square case)
40-12064	axle (for oval case)
40-12062	axle (for round case)
40-12066	axle (for flat cases)
40-12059	axle clip (for square, oval and round cases)
40-12065	axle ring (for flat cases)
40-12012	foam (for large square case)
40-12006	foam (for small square case)
40-12013	foam top (for oval case)
40-12014	foam bottom (for oval case)
40-12007	foam (for round case)
40-12020	locking latch (for square, oval and round cases)
40-12021	latch plate (for square, oval and round cases)
40-12003	corners (for large and small square cases)
40-12010	liner (for large square case)
40-12001	liner (for small square case)
40-12002	liner (for oval case)
40-12071	3 1/2" rigid caster (for shipping tub and upright case)
40-12072	3 1/2" swivel caster (for shipping tub and upright case)
40-12073	flex t-handle (for shipping tub and upright case)

POLICY AND PROCEDURES

All orders must be placed with our customer service department. Our hours are 8:00 a.m. - 5:00 p.m. Mountain Time, Monday through Friday. Our phone number is (307) 587-0020 and our fax number is (307) 587-0033.

Orders received prior to 3 pm MST will receive an Acknowledgement on the same day. Please check the acknowledgement closely and call us immediately if there is any discrepancy. Your order will be processed and shipped according to the information on the Acknowledgement. Orders received after 3:00 p.m. MST are considered the next business day's work.

To process your order we must have the following:

A complete purchase order which includes:

- 1) customer number
- 2) bill to name and address
- 3) all components with DSI part number
- 4) fabric type and color
- 5) any specifications such as cut-outs or dimensions
- 6) terms
- 7) ship date
- 8) shipping method
- 9) ship-to address
- 10) phone, fax, and contact person

Any order that is not complete may result in a delayed order and will not be scheduled for production and a ship date cannot be guaranteed. No verbal orders will be accepted.

NOTE: We request that you only specify UPS or Federal Express as your carrier. Any other method may incur a \$25.00 handling fee.

LEAD-TIMES

HARDWARE: Stock items: 2 days

Frames, channel bars, shelving, brackets and cases are considered hardware.

PANELS: Stock fabric: 4 days (i.e. an order received by 3:00 p.m. Monday ships Friday) Non-stock fabric: 9 days.

CUSTOM FRAMES, PANEL SUPPORT BARS, BRACKETS, PANELS, ETC: Must be submitted to the Engineering Dept., which gets 2 days or more to review and approve.

Any order that requires a shorter lead-time may incur a Rush charge up to 25%.

Customer service will check with production before agreeing to a shorter lead-time.

***Large orders may require longer lead-times.**

CHANGES AND CANCELLATIONS

Any change or cancellation must be made in writing via fax or mail. No verbal changes will be accepted.

- 1) Any changes made after an order acknowledgement has been sent may result in a \$25 change order fee.
- 2) Stock hardware may be changed or cancelled at no charge if the change is received the following day of order date. After that, a 10% restocking fee may be applied.
- 3) Any order involving fabric may be changed or cancelled at no charge until the fabric is cut. (Generally 1-2 days after order date). A non-stock fabric order cannot be changed or cancelled without incurring a charge. If the fabric has been ordered but not cut, a 50% restocking fee will be applied. Once the fabric has been cut, it is considered "in production" and cannot be changed or cancelled.
- 4) We reserve the right to complete an order before it's scheduled ship date.

CUSTOM AND SPECIAL ORDERS

A Special or Custom order is any item that:

- 1) modifies a stock item (a part listed in the catalogue and price list)
- 2) is totally unique and made for a specific purpose that a stock item cannot fill.

Pricing: Pricing is based on materials and labor. Labor is \$65.00 per hour with a one hour minimum. A quotation will be given within 72 hours.

FABRIC OPTIONS

Stock fabrics: Front Runner: Coal, Silver, Imperial, and Koala.
Other colors may be available - contact customer service for availability.

Non-stock fabrics: Please call for pricing on non-stock fabrics. Standard lead-time will not apply to non-stock fabric.

MINIMUM ORDER

There is a \$25.00 minimum order.

RETURNS

All returns must receive a written authorization from customer service and are subject to a 25% restocking fee.

Cases, shelving, accessories, frames, and channel bars can be considered for return provided the items are received by Display Structures in new condition.

Any item involving fabric cannot be returned unless there is a manufacturing defect.

Display Structures is not responsible for the shipping costs to return an item unless it was shipped in error or is defective.

DISCREPANCIES, DEFECTIVE OR MISSING ITEMS

Any discrepancy in an order or receipt of a defective item must be reported to the Display Structures Customer Service department within 24 hours of receipt.

BACK ORDERS

Every effort will be made to avoid back orders. If it is necessary, the distributor will be notified and the item will be shipped as soon as possible. Display Structures, Inc. is not responsible for any additional shipping charges or any other charges that might be incurred by the distributor or customer as a result of the back order.

FREIGHT DAMAGES AND CLAIMS

DSI is not responsible for damaged freight or merchandise received without proper notation on shippers bill of lading. All freight claims will be the responsibility of recipient. You must note damages to the carrier upon receiving goods prior to signing shipping documents in order to process your claim.

By accepting this disk and as/becoming a customer of Display Structures Inc. you agree to receive all marketing and sales information sent to you via mail, email, or fax. If you wish not to receive this information you must respond to Display Structures Inc. in writing, stating that you do not want to receive our information.

MANUFACTURER'S WARRANTY

Display Structures, Inc. warrants the **ADVANTAGE™** display system as follows:

All frames and channel bar components of any **ADVANTAGE™** Display Product shall be free from defects in materials and workmanship for the life of the Display Product, regardless of the date of purchase. This warranty does not apply where the display product has been abused, altered or used in ways or for purposes for which it was not designed.

All other components or parts manufactured or assembled by the manufacturer shall be free from defects in material and workmanship for a period of one year from the date of the receipt by the retail purchaser.

Display Structures, Inc. obligations under this Warranty shall be limited to repairing or replacing, as we may elect, free of charge, any part or component which proves to be defective during the applicable warranty period.

This warranty does not apply to lights or other components not manufactured by Display Structures, Inc. To qualify for warranty service, the retail purchaser must return the product to Display Structures, Inc. at the below address. All shipping, handling and transportation costs shall be borne by the purchaser. Returns will not be accepted unless made in accordance with written replacement and shipping instruction of Display Structures, Inc. Purchaser may return defective parts as provided above and replacement parts will be exchanged.

All claims for damage or loss incurred to product in transit must be made directly to the carrier. Returns will not be accepted unless made in accordance with written acceptance and shipping instructions of Display Structures, Inc.

This warranty does not apply to any defect or damaged caused by any alteration or abuse of a product or for use of products other than those for which it was designed. Display Structures, Inc. will not be responsible for damage, delays or charges caused by or as a result of strikes, accidents, events or acts of God beyond its control.

For Warranty Service, contact Display Structures, Inc. at:

7473 Highway 212

Red Lodge, Montana 59070

Telephone: 800-317-7164

Fax: 406-446-0174

Email: sales@displaystructures.com

www.prolitemfg.com

Fabric Pop-up Displays







Pop-up Renderings

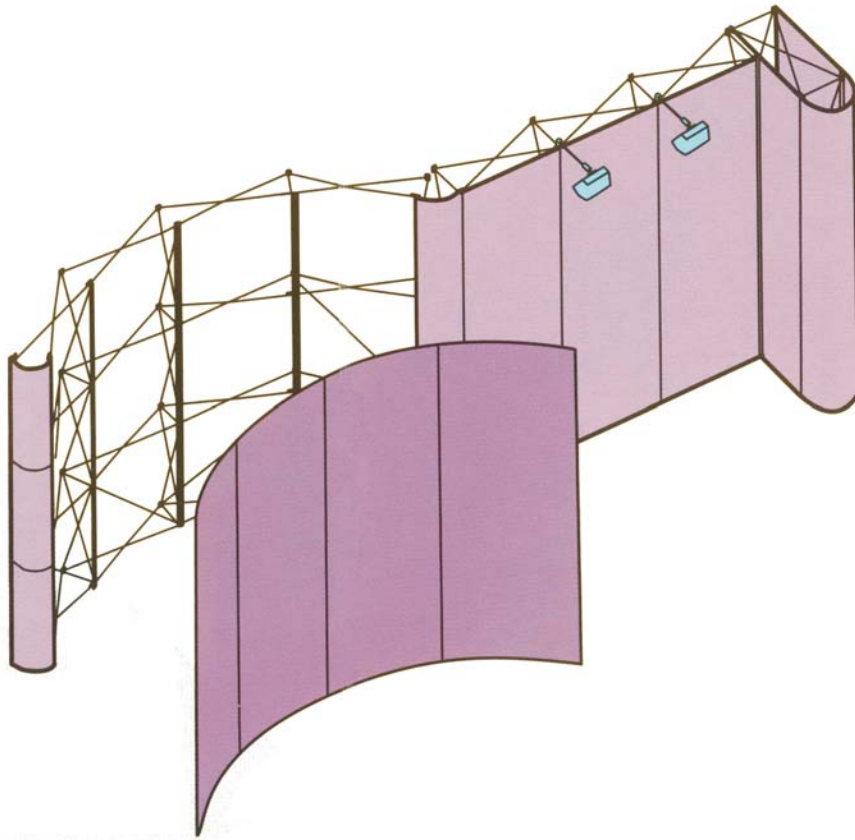
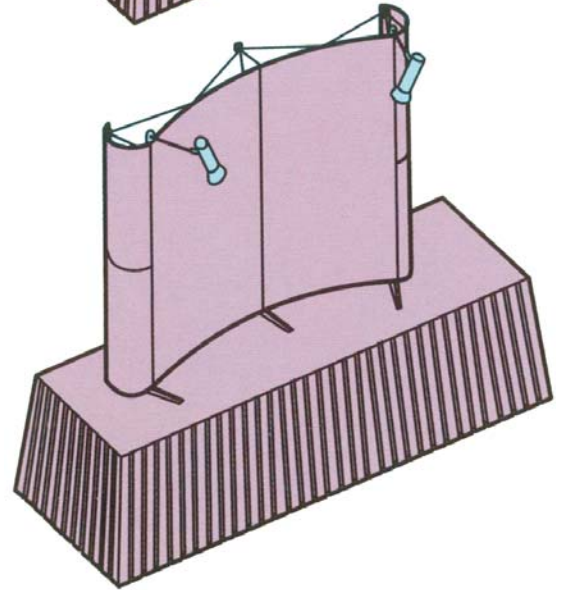
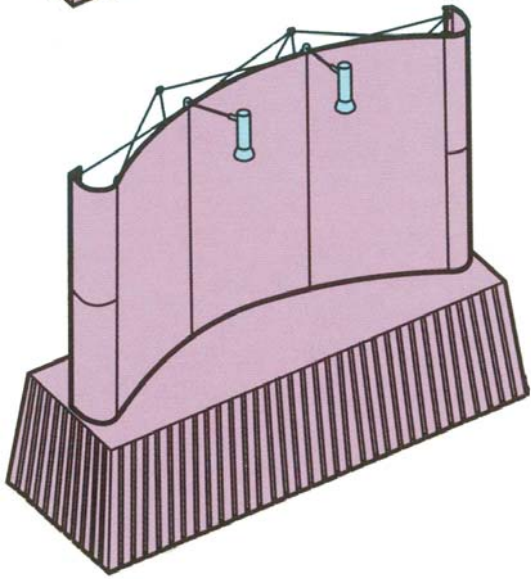
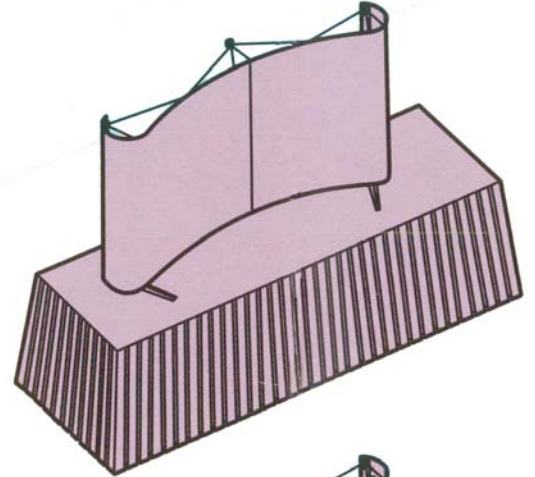
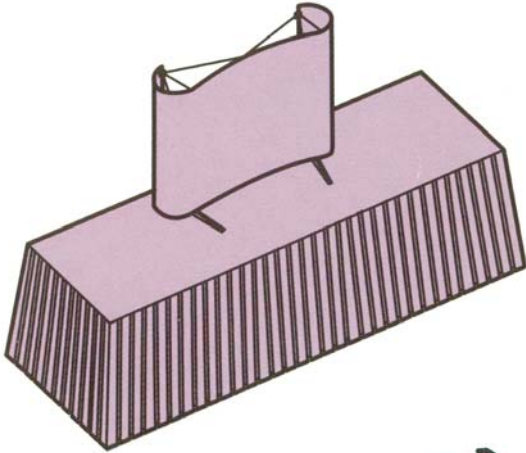
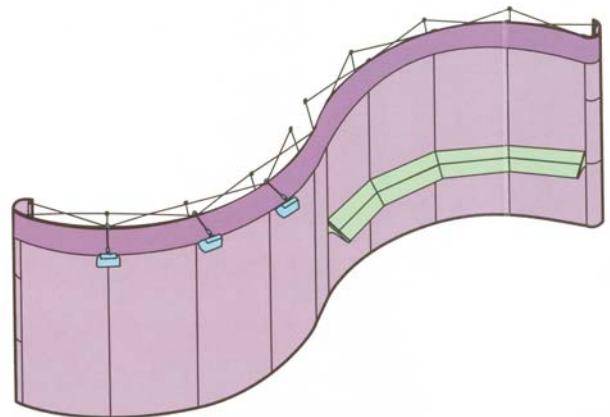
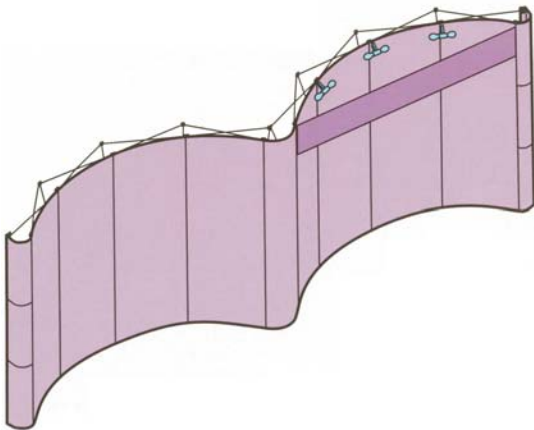


TABLE TOP KITS



ARC FRAME KITS

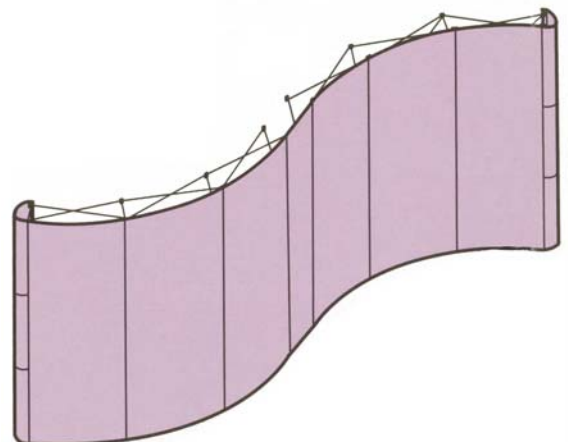
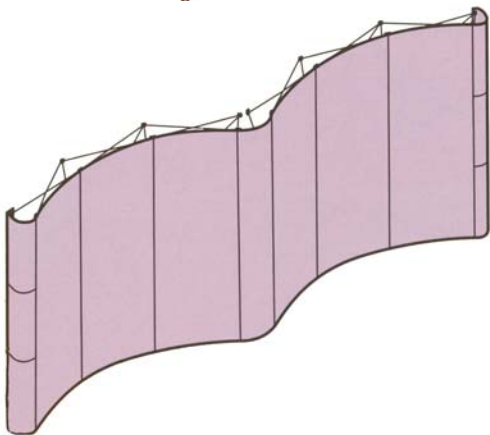
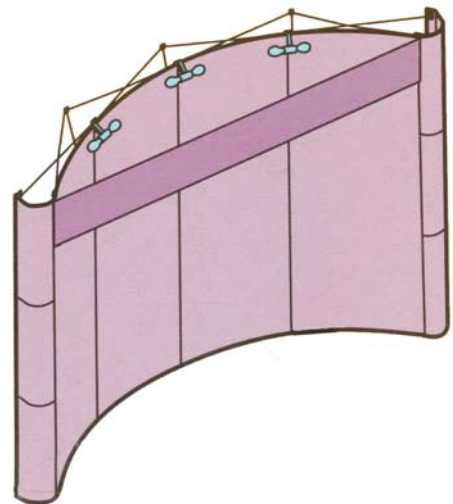
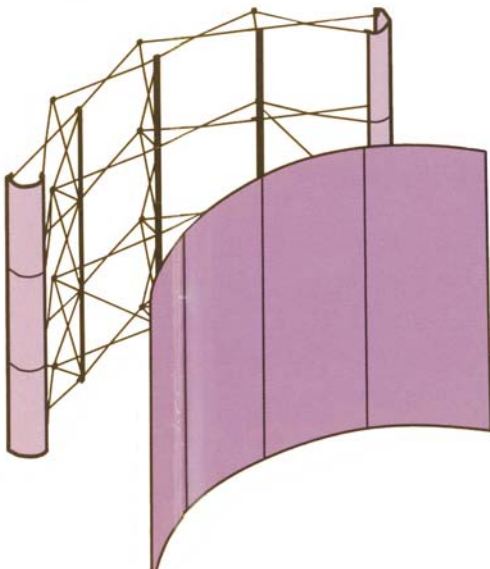
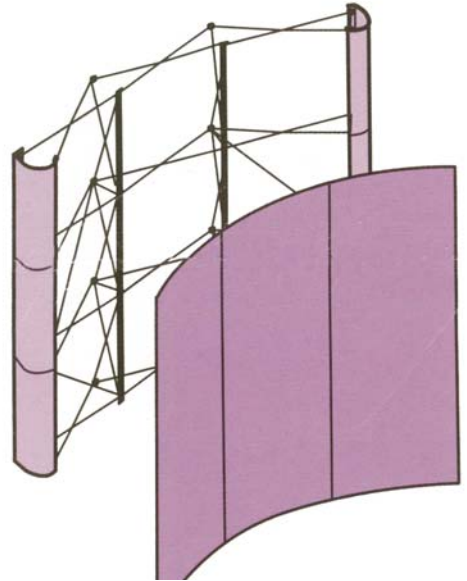
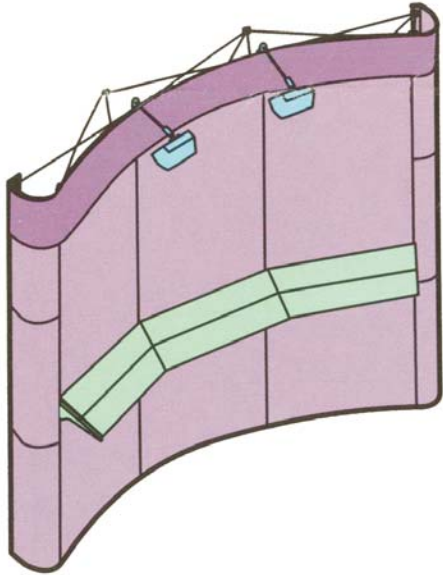




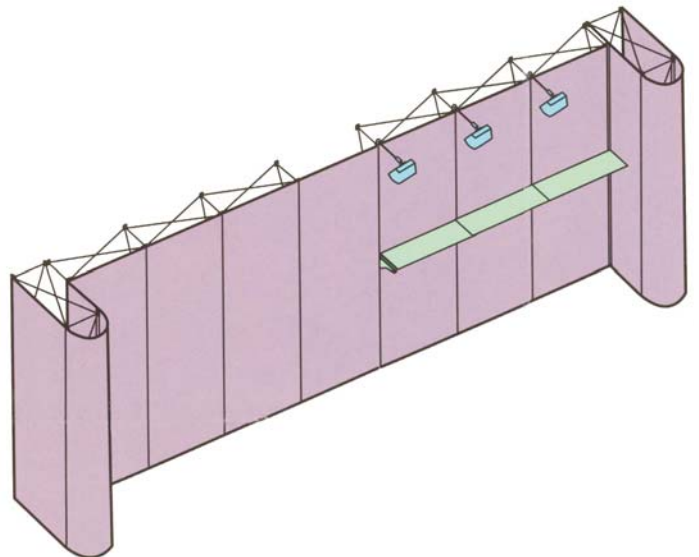
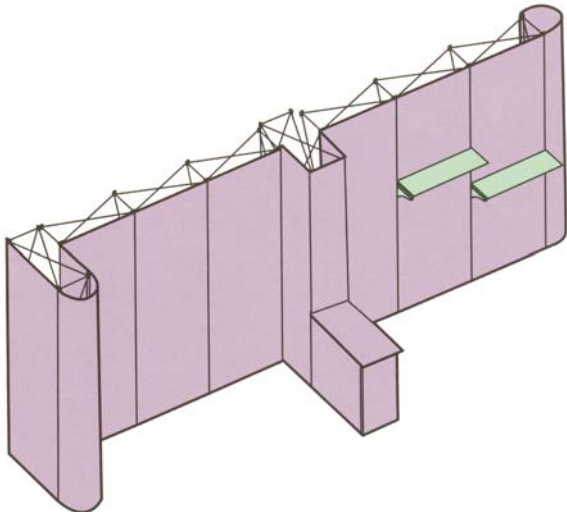
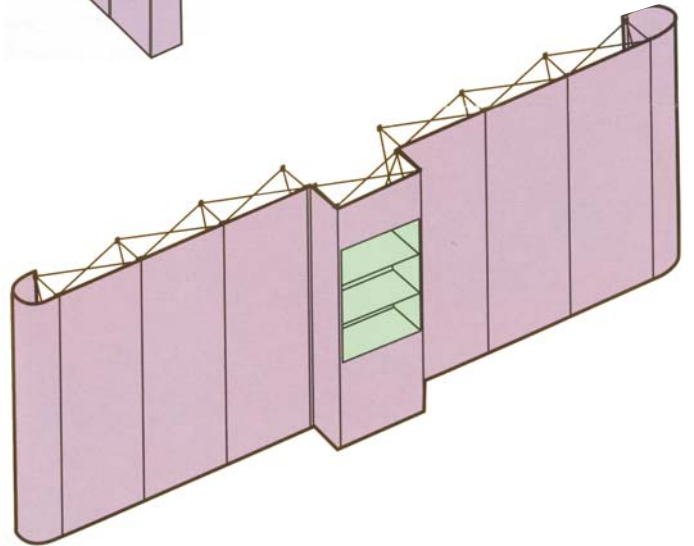
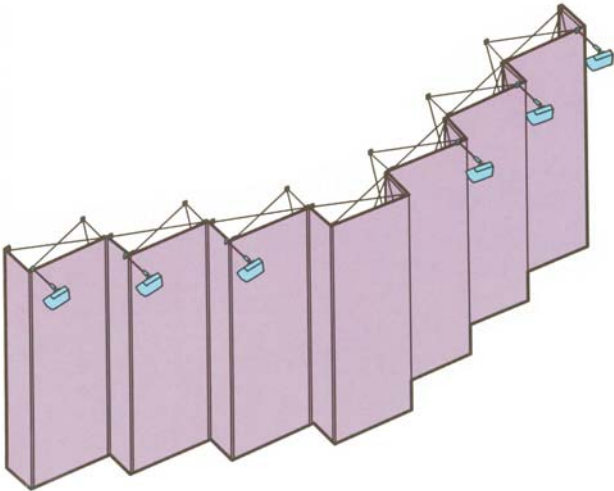
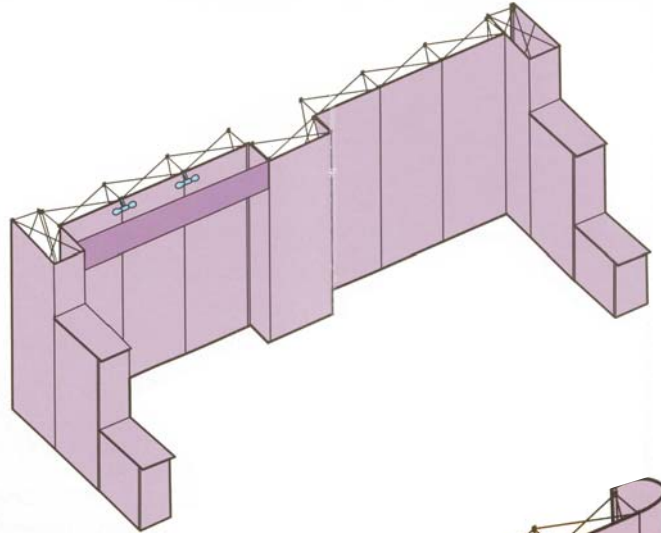
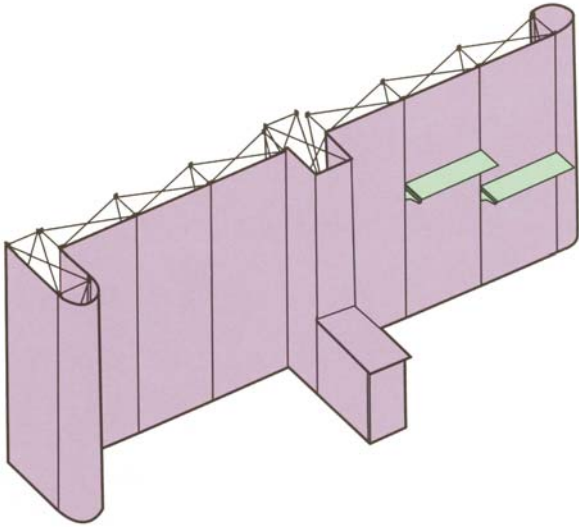
Display Structures Inc. ~ Wenco

Advantage™
Pop-up Display System

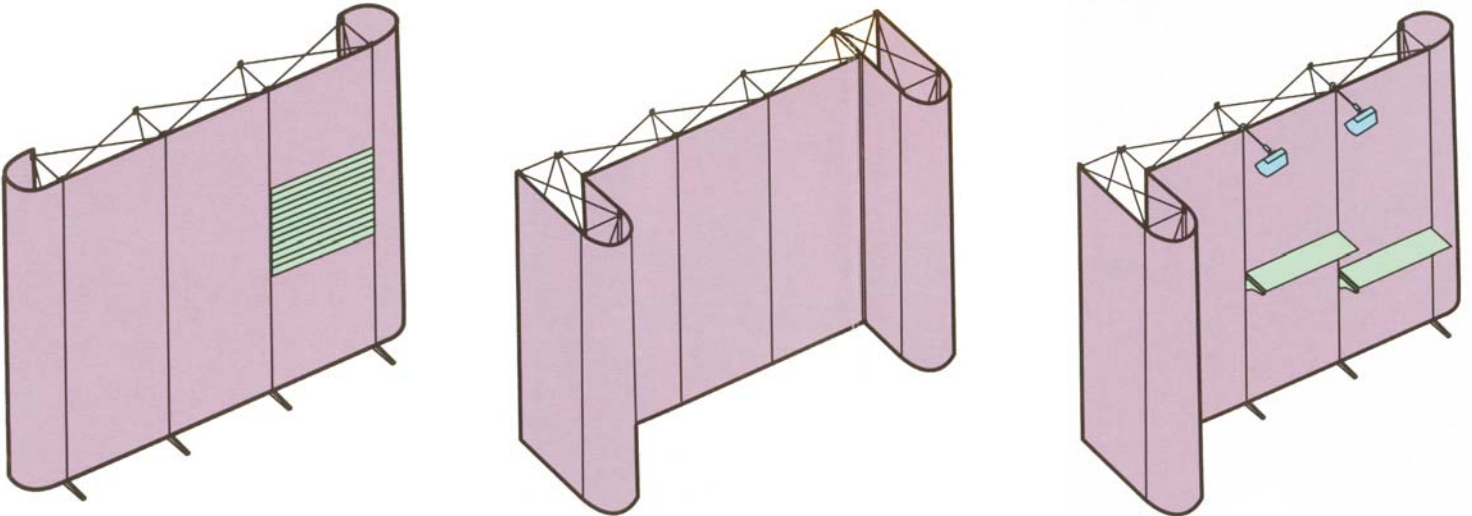
ARC FRAME KITS



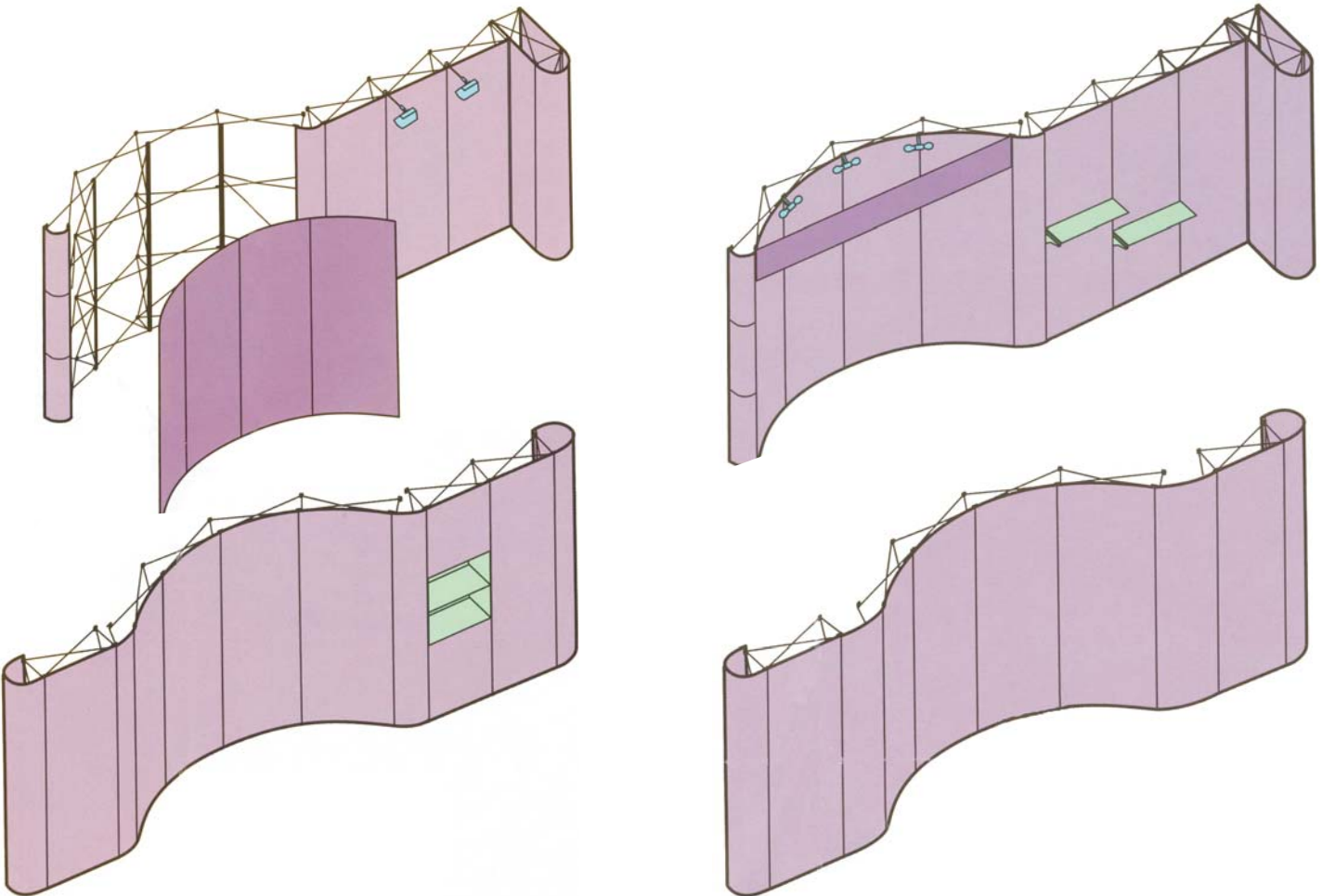
FLAT FRAME KITS



FLAT FRAME KITS



COMBINATION KITS

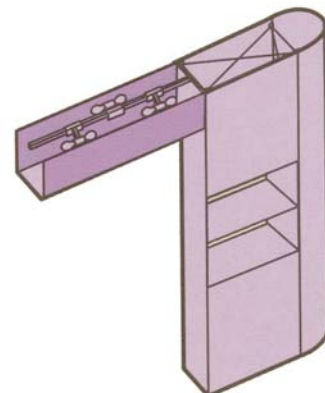
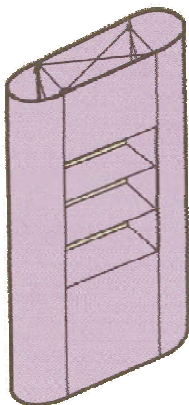
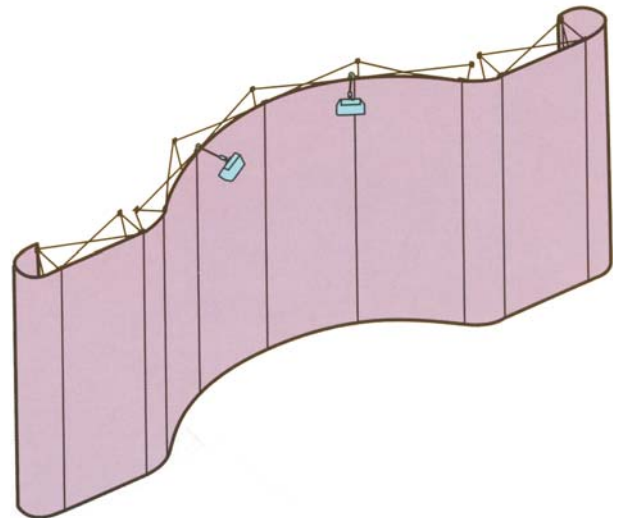
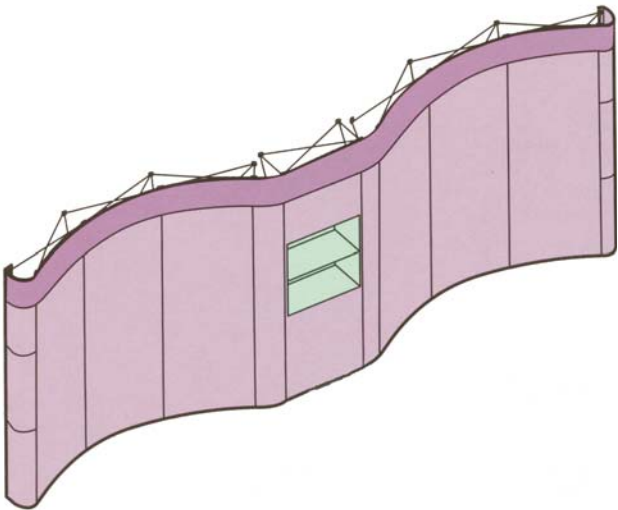
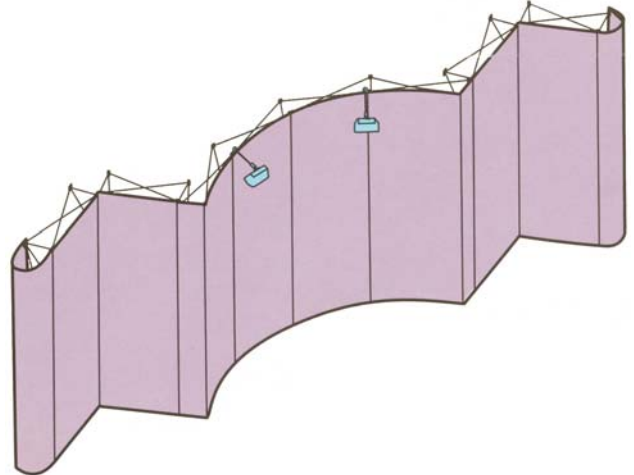
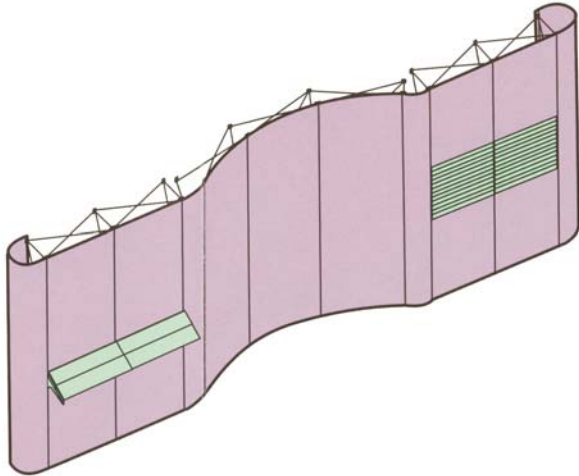




Display Structures Inc. ~ Wenco

Advantage™
Pop-up Display System

COMBINATION KITS

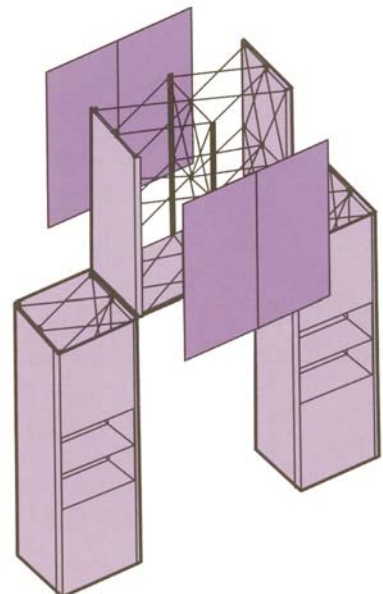
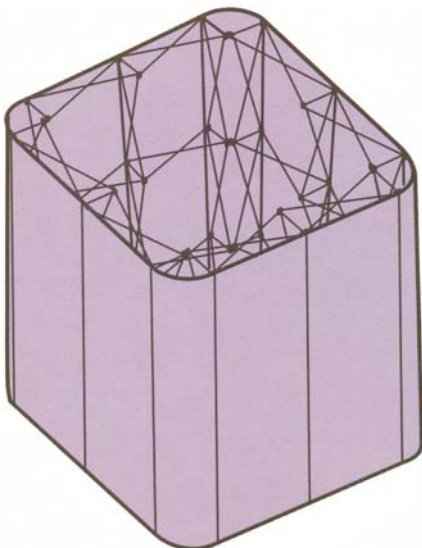
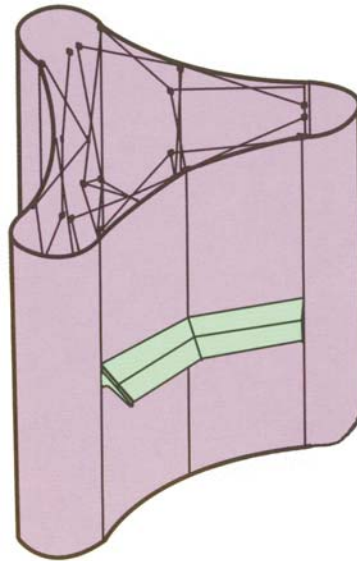
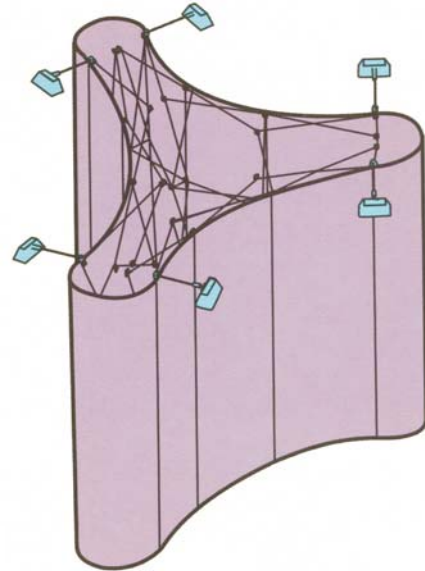
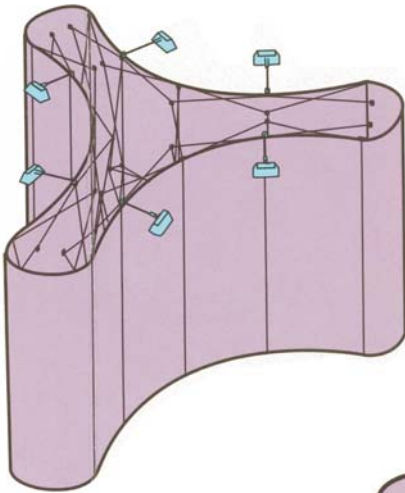




Display Structures Inc. ~ Wenco

Advantage™
Pop-up Display System

ISLAND KITS



Genesis



10' UNITS



GEN-1000



GEN-1002



GEN-1003



GEN-1004




GEN-1005


10' UNITS




GEN-1050




GEN-1051



GEN-1052



GEN-1053



GEN-1054



Display Structures Inc. ~ Wenco

GENESIS™

20' UNITS



GEN-2000



GEN-2001



GEN-2002




Display Structures Inc. ~ Wenco

GENESIS™

20' UNITS



GEN-2003



GEN-2004



GEN-2005



Display Structures Inc. ~ Wenco

GENESIS™

WORK STATIONS



GEN-WS001



GEN-WS002



GEN-WS003



GEN-WS004

LIGHT BOX UNITS

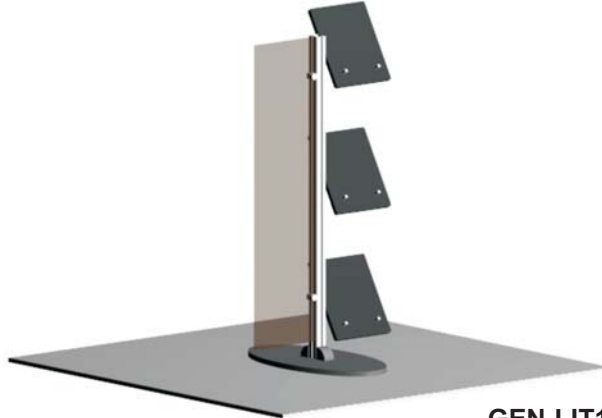


GEN-LB001




GEN-LB002

LITERATURE STANDS



GEN-LIT1



GEN-LIT2



GEN-LIT3



Display Structures Inc. ~ Wenco

GENESIS™

TOWERS



GEN-T001



GEN-T002




GEN-T003




GEN-T004


COUNTERS




GEN-C001




GEN-C002




GEN-C003



GEN-C004




GEN-C100




GEN-C101


COUNTERS




GEN-C102




GEN-C103




GEN-C104



GEN-C105




GEN-C106



GEN-C107


RECEPTION




GEN-R001




GEN-R002



GEN-R003



GEN-R004




GEN-R005


PEDESTALS



GEN-P001



GEN-P002




GEN-P003



GEN-P004

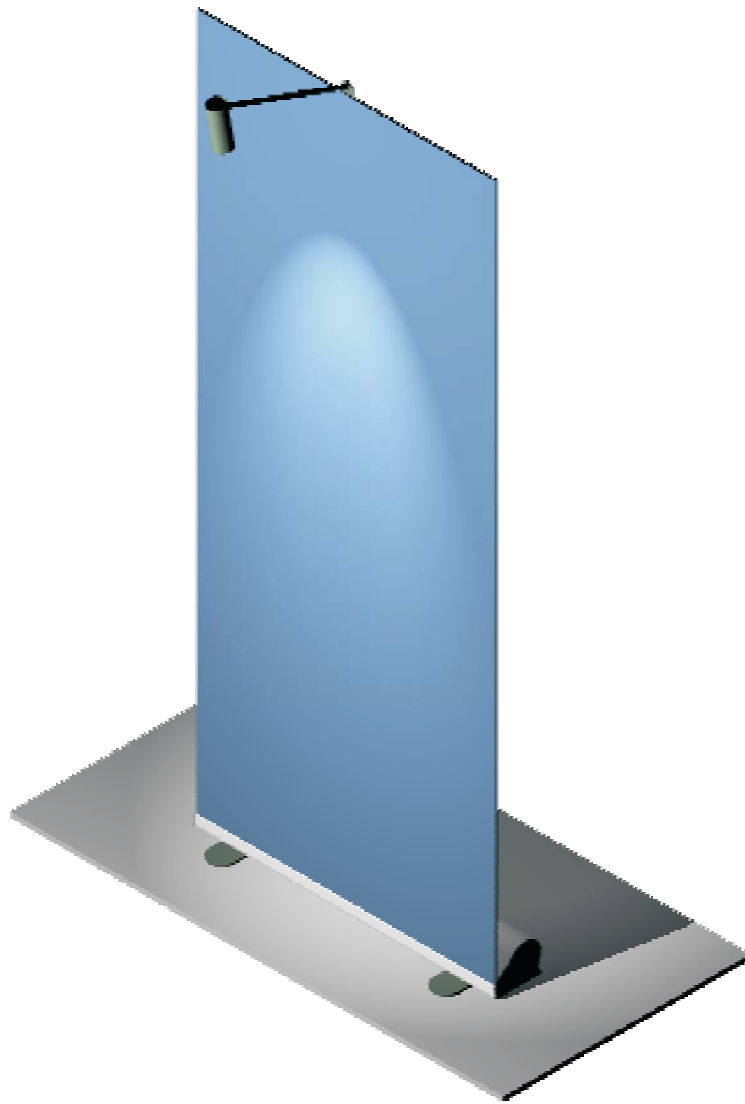


GEN-P005



GEN-P006




Bannerstands





Display Structures Inc. ~ Wenco


BANNER STAND



Accessories

Rotators

Carpet





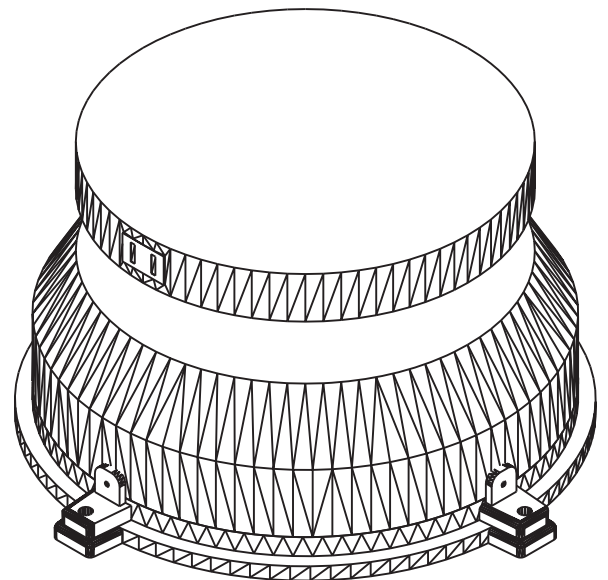
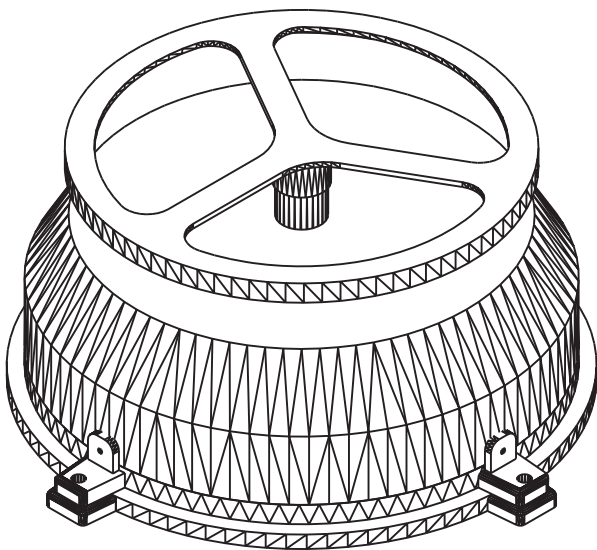
Display Structures Inc. ~ Wenco

ACCESSORIES

ROTATORS

SEVERAL DIFFERENT MODELS RANGING FROM:

- * FLOOR MOUNT
- * CEILING MOUNT
- * WALL MOUNT
- * 8 lbs. TO 2,000 lbs. CAPACITIES
- * WITH OR WITHOUT ROTATING ELECTRICAL OUTLET



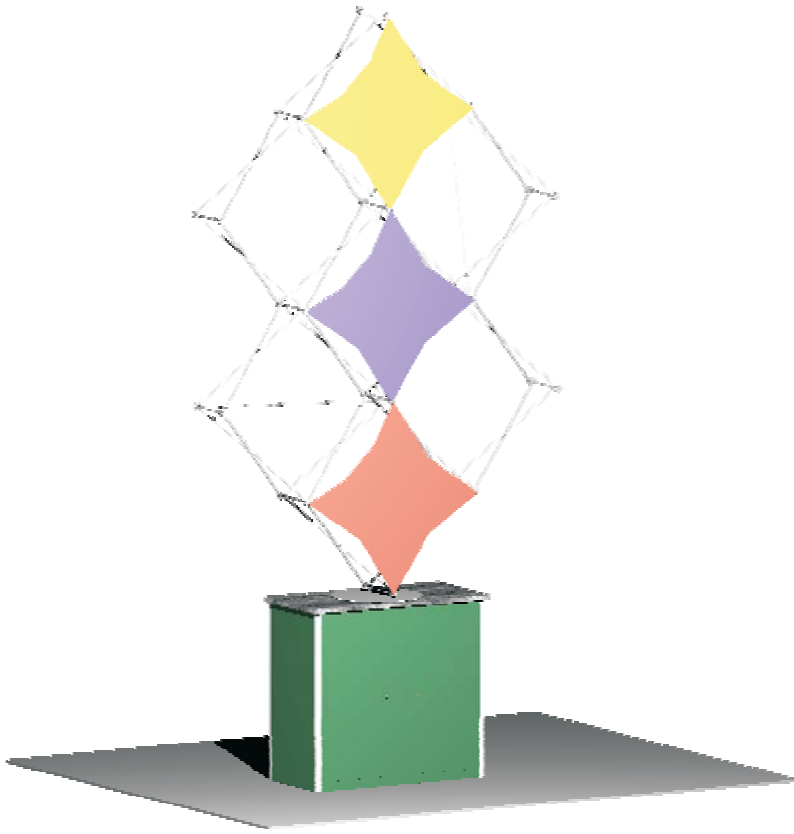




Display Structures Inc. ~ Wenco

ACCESSORIES

ROTATORS







Display Structures Inc. ~ Wenco

CARPET FLOORING

INTERLOCKING TRADE SHOW FLOORING

- * Modular & sets up in minutes
- * Anti-Fatigue 5/8" Thick
- * True layout size
- * Resists cuts
- * UPS shippable
- * Available in 2' x 2' or 2' x 4' pieces



COMFORT CARPET PLUS

LOOPED CARPET



CHARCOAL



DEEP OCEAN



ONYX




SHADOW



RED



IVY



STEEL GRAY



COMFORT CARPET II

SMOOTH CARPET



BLUE




LT. GRAY




RED



BLACK




DARK GRAY

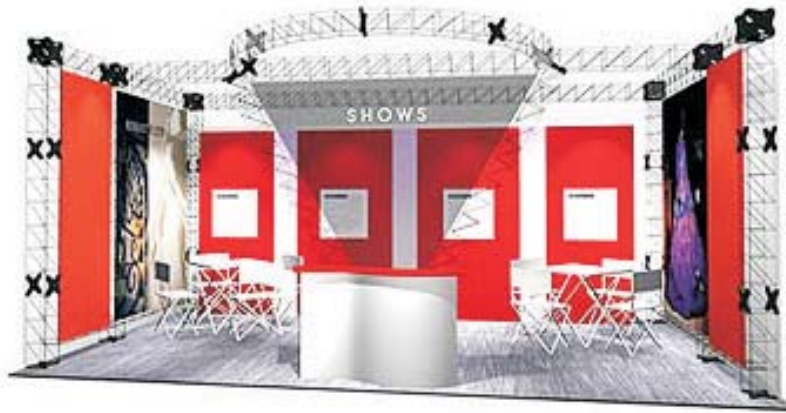



TAN

Truss Systems









SPECIFICATIONS

CONFIGURATIONS:

Tri, box and flat configurations are 9 inches on center from 3/4 inch, 18 gauge, round steel tubing with 3/16 inch rod lacing. Connections between truss components are by patented SNAPlock® clips are included with each truss component.

Tri Truss:



Box Truss:



Flat Truss:



Strut:



Intersection Components:

Tri Truss:

Standard 3-ways for horizontal, outside, inside and inside on 2 planes vertex. Short 3-ways for a horizontal, outside, inside vertex. 4-ways for horizontal, outside and inside vertex. See specifications for each dimension.

Box Truss:

Standard 3-way and 4- way. Short 3-way. See specifications for each dimension.

Flat Truss:

Standard 3-ways, 1 and 2 plane. Standard 4-ways, 1 and 2 plane. Short 3-ways, 1 and 2 plane. See specifications for each dimension.

Weight Approximations:

Tri Truss	2.0 lbs. / foot
Box Truss	2.5 lbs. / foot
Flat Truss	1.0 lbs. / foot

CONNECTION SYSTEM:

Patented Connection System



Length: 2 inch diameter
Material: Stamped steel

Assembly Time Approximation:
15 seconds per connection

LOAD BEARING CAPACITIES:

The method of assembly and attachment, the method of suspensions, environmental conditions, and other factors all affect the allowable load and the proper functioning of the seller's product. The user should contact the seller if doubt exists in determining load limits or the proper use of the product.

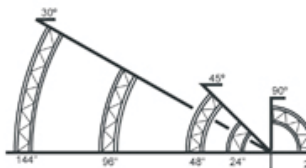
AVAILABLE FINISHES:

Standard Finishes:
Bright Silver Zinc
Silver, Black, White Powder Coat

Quick Color Finishes:
See Color Chart

Custom Finishes:
Full Spectrum of Baked-on Enamel, Powder Coat or Plated Finishes to Customer Specifications, Factory Quote

Curved Components:



Radius in Inches	144"	96"	48"	24"	24"
Degree of Arc	30°	30°	45°	45°	90°
Number of Sections to Complete a Circle	12	12	8	8	4

Straight Components:

Lengths: 12" 24" 36" 48" 60"
72" 84" 96"

CONSTRUCTION:

Chords:
Round 3/4 inch
Material cold roll steel tubing

Lattice:
Diameter 3/16 inch
Material 1018 cold roll solid steel
Weld Tungsten Inert Gas

CONFIGURATIONS:

10 inches on center, 2 inch tubing with 1/2 inch lacing, triangular and box configurations standard.

Triangular Truss:

Vertex Out



Vertex In



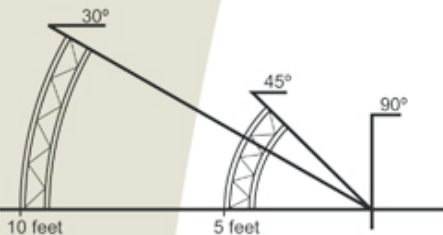
Vertex Horizontal



Box Truss:



Curved Components:



Radius in Feet	5	10
Degree of Arc	45°	30°
Number of Sections to Complete a Circle	8	12

Straight Components:

Lengths: 2'- 2.5'- 4'- 5'- 6'- 8'-10'

Corner Components:

90° Square 1.5' x 1.5' OD
90° Octagonal 1.5' x 1.5' OD



FORtruss® SPECIFICATIONS



Three Way Intersection



Four Way Intersection

Intersection Components:

3 Way, Tri / Box 2' x 1.5' OD
4 Way, Tri / Box 2' x 2' OD

Weight Approximations:

Tri Truss 2.5 lbs. / foot
Box Truss 3 lbs. / foot

CONNECTION SYSTEM:



Tube Insert:

Length: 7 inches
Material: 6063-T6 Aluminum
Fastener: 3/8" 16x2.5" Grade 5 Bolts & Nuts

Assembly Time Approximation:

45 seconds per connection

CONSTRUCTION:

Chords:
Diameter 2 inch
Wall Thickness 1/16 inch
Material 6063-T6 Aluminum

Lattice:
Diameter 1/2 inch
Wall Thickness 5/64 inch
Material 6063-T6 Aluminum

AVAILABLE FINISHES:

Standard Finishes:
Natural Aluminum

Custom Finishes:
Full Spectrum of Baked-on Enamel, Powder Coat or Plated Finishes to Customer Specifications, Factory Quote

**Structural Truss Frame
Building System**

CONFIGURATIONS:

8.5 inches on center, 5/8 tubing with 3/16 inch lacing, triangular and box configurations standard 6 inch and 12 inch spacing on lace pattern

Triangular Truss:

Vertex Out



Vertex In



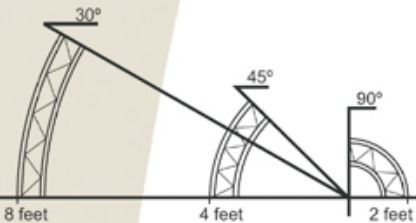
Vertex Horizontal



Box Truss:



Curved Components:



Radius in Feet	2	4	8
Degree of Arc	90°	45°	30°
Number of Sections to Complete a Circle	4	8	12

Straight Components:

Lengths: 1'- 2'- 3'- 4'- 5'- 6'

Corner Components:

90° Square 2' x 2'
 90° Square Short 1'-4.25" x 1'-4.25"
 90° Square 3 Way 2' x 2' x 2'
 90° Octagonal 2' x 2'
 45° Angle 10" x 10"



TRANSFORM^{PLUS} SPECIFICATIONS



Tri Truss Intersection



Box Truss Intersection

Intersection Components:

3 Way, Tri / Box 2' x 2'
 3 Way Tri Short 2' x 1'-4.25"
 3 Way Box Short 1'-4.25 x 2'
 4 Way, Tri / Box 2' x 2'

Weight Approximations:

Tri Truss 1.5 lbs./ foot
 Box Truss 2 lbs.. / foot

CONSTRUCTION:

Chords:
 Diameter 5/8 inch
 Material cold roll steel tubing

Lattice:
 Diameter 3/16 inch
 Material 1018 cold roll solid steel
 Weld Tungsten Inert Gas

AVAILABLE FINISHES:

Standard Finishes:
 Black or White Powder Coat

Quick Color Finishes:
 See Color Chart

Custom Finishes:
 Full Spectrum of Baked-on Enamel, Powder Coat or Plated Finishes to Customer Specifications, Factory Quote

CONNECTION SYSTEM:



Patent Pending TubeLock Connection System

Bullet Insert:

Length: 2.75 inches
 Material: 1018 cold roll solid steel

Assembly Time Approximation:

15 seconds per connection

Decorative Truss Frame Building System



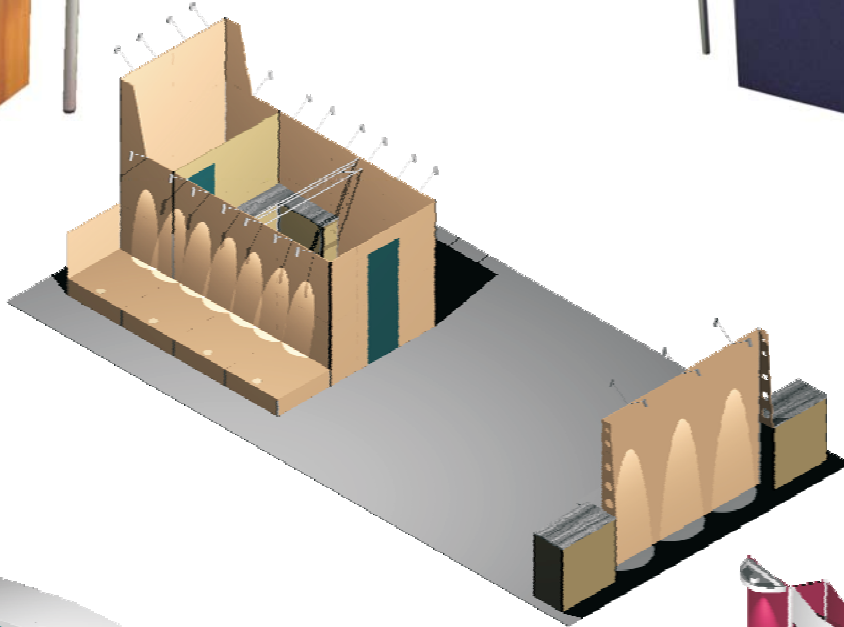
Evolution Modular Systems

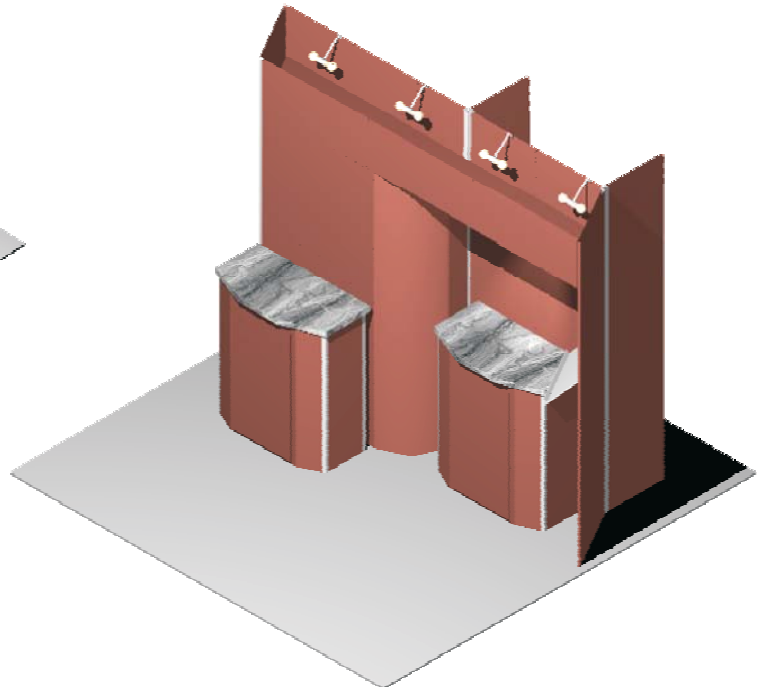
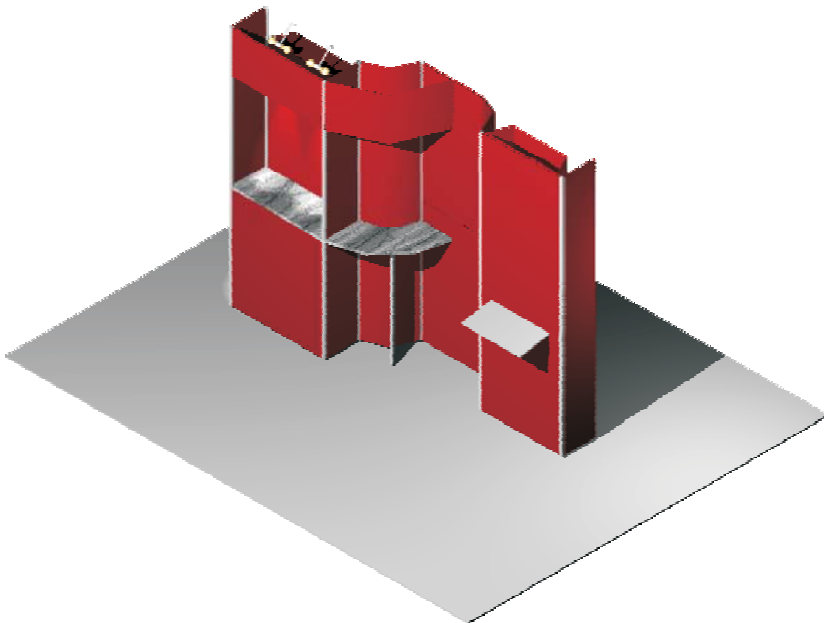
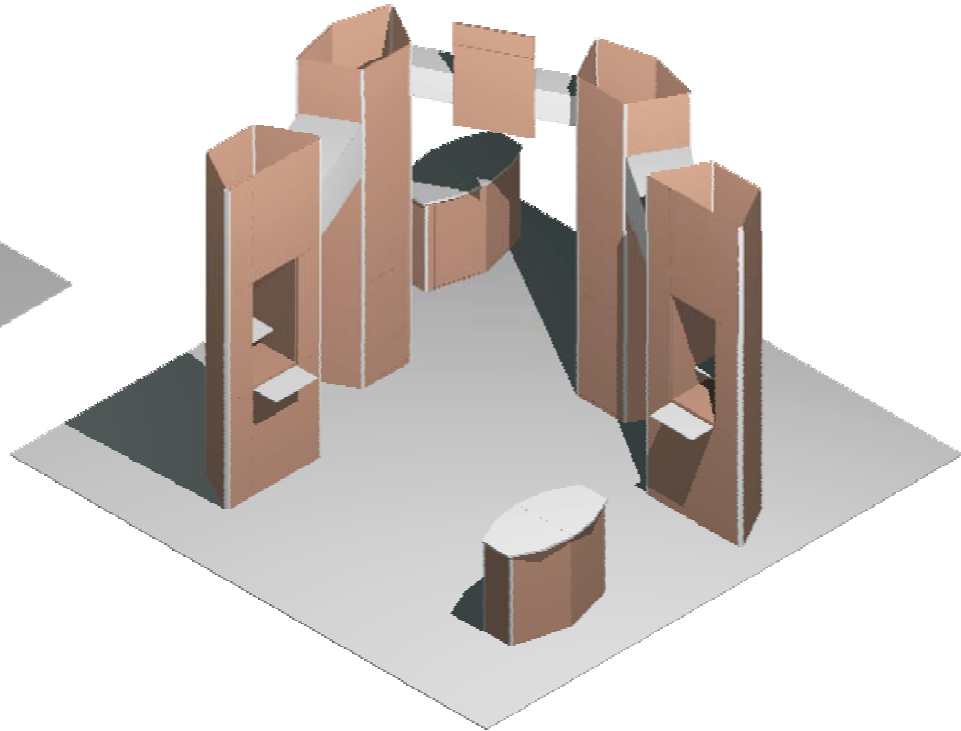
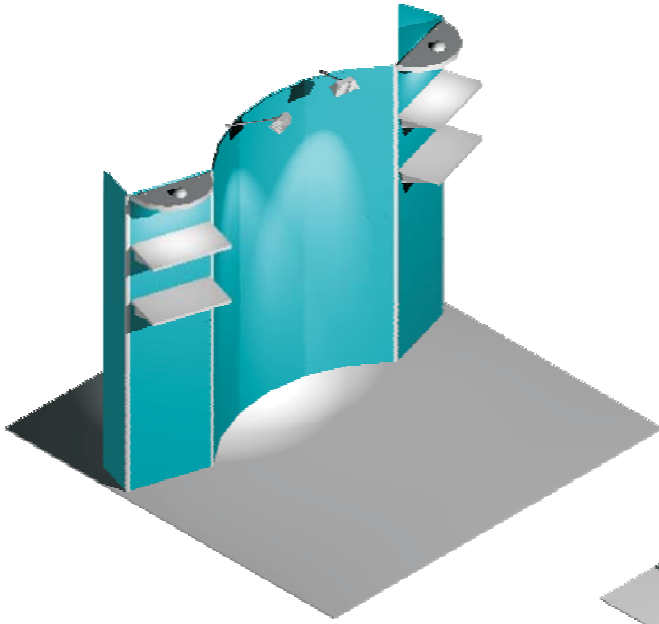



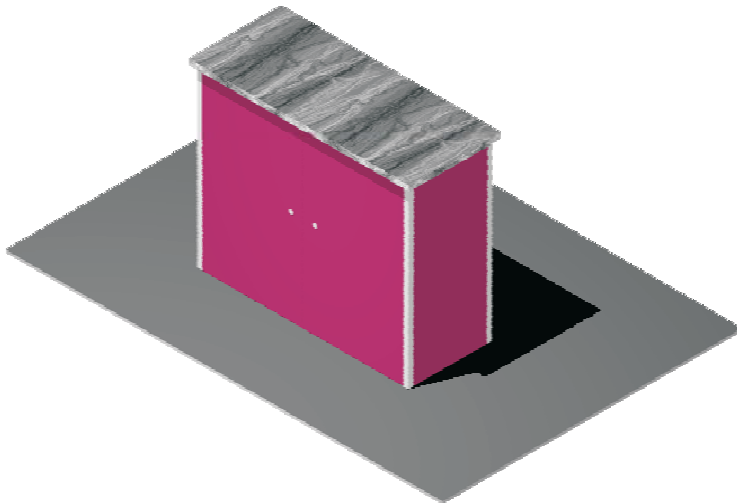
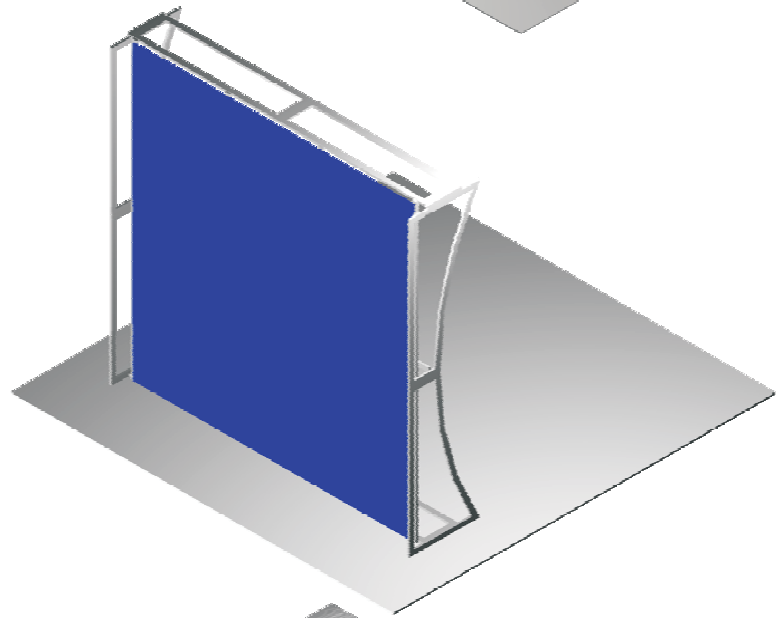

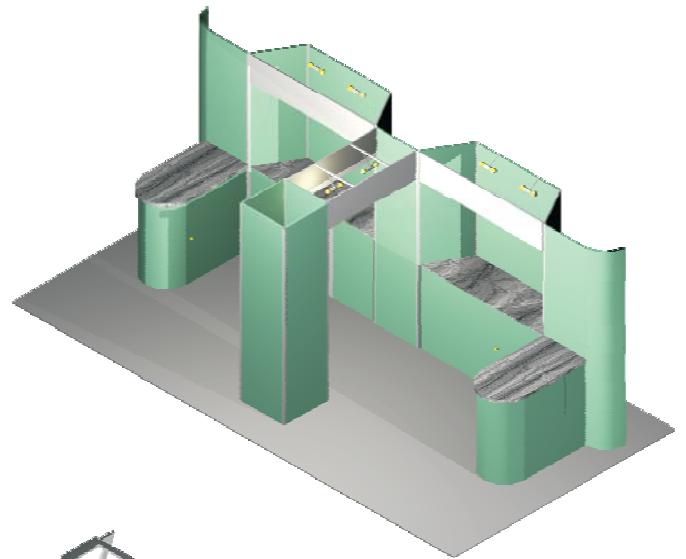
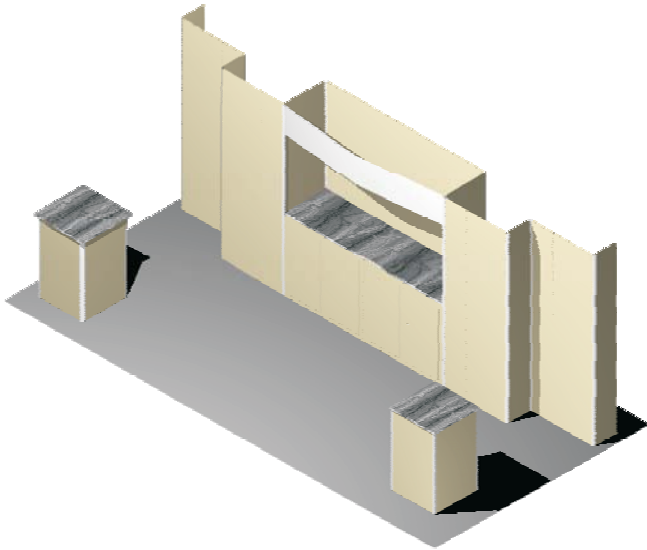


Display Structures Inc. ~ Wenco

Evolution









Display Structures Inc. ~ Wenco

Evolution







NOW YOU CAN ATTACH YOUR GRAPHIC TO ANY LAMINATED PANEL WITH MAGNET.



Quarter Round



Lightly Curved

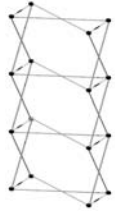


Flat Panel

Helix Display Systems



1x3 Configurations



HFF13



2x2 Configurations



HFF22



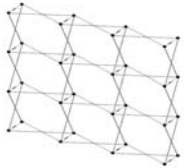
2x3 Configurations



HFF23



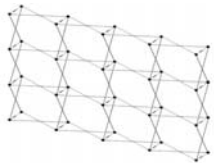
3x3 Configurations



HFF33




4x3 Configurations



HFF43



Triangle Configurations



Hpyramid

